


CALGARY
BIRDS
1983



THE BIRDS OF THE CALGARY AREA

1983

Editor

Doug Collister

Compilers

Louis Guillemette	-	Red-throated Loon to Ruddy Duck.
Doug Collister	-	Turkey Vulture to Sandhill Crane.
John Steeves	-	Black-bellied Plover to Black Tern.
Dave Elphinstone	-	Rock Dove to Eastern Kingbird.
Ena Spalding	-	Horned Lark to European Starling.
Andrew Slater	-	Solitary Vireo to Lark Bunting.
Richard Clarke	-	Savannah Sparrow to House Sparrow.

Cover

Jamey Podlubny

Typing

Kate Jones

Published by

The Calgary Field Naturalists' Society

March 1985

CONTRIBUTORS

S. Alexander; R. Aramant;
J. Baker; R. Barclay; J. F. Bargman;
J. Campbell; R. Clarke; D. & B. Collister; C. Cooper;
B. Danielson; O. Droppo;
D. Elphinstone;
A. & M. Fisher;
L. & G. Garland; B. & H. Giles; L. Guillemette;
I. Halladay; D. Hazlett; C. Hunt;
S. Johnston; K. & A. Jones;
D. Matthews; A. Mazurek; J. & G. McCullough; J. MacKay;
T. Mill; K. Morck;
C. Osborne;
O. Pall; H. W. Pinel; J. J. Podlubny; R. Preston;
L. Quigley;
G. Simpson; A. Slater; E. E. Spalding; J. & M. Steeves;
D., J. & A. Stiles;
R. W. Storms; E. Szostak;
J. W. Thompson;
R. Wershler; W. J. F. Wilson; A. N. Wiseley;
V. Young;
R. Zammuto;

ABBREVIATIONS

WRWC	Wildlife Reserve of Western Canada
CWS	Canadian Wildlife Service

TABLE OF CONTENTS

Objectives	...	Page 1
Study Area	...	1
Snowfall Chart	...	2
Rainfall Chart	...	2
Observations	...	3
Weather	...	3
Temperature Chart	...	3
Species Account Nomenclature	...	4
Unusual Records	...	4
Species Accounts	...	5
Appendix - descriptive notes	...	57
Bibliography	...	65

OBJECTIVE

The 1983 annual report on birds of the Calgary area is intended as a report on observations of local interest. Each species is dealt with in some detail and, for the Calgary area birder, each species account should be of great interest. This report is a sequel to The Birds Of the Calgary Area 1982.

A report of this kind serves an important function in synthesizing the year's field data sheets and forms. Most workers would agree that the information as herein presented is significantly more available and easier to use than raw data. As stated by Sadler and Myres (1976) "With the appearance of the Victoria Natural History Society's Annual Bird Report for Southern Vancouver Island 1970 (1971 and 1972) and the Vancouver Natural History Society's Vancouver Birds in 1971 we have witnessed the initiation of annual, printed booklets on the birds of a region of Western Canada, on a hopefully continuing basis. Alberta should be able to produce similar reports, as suggested later." "A secondondary reason for this publication is to provide a model for future annual or biennial reports on the birds of Alberta that will place on permanent record data additional to that recorded here for 1961-70."

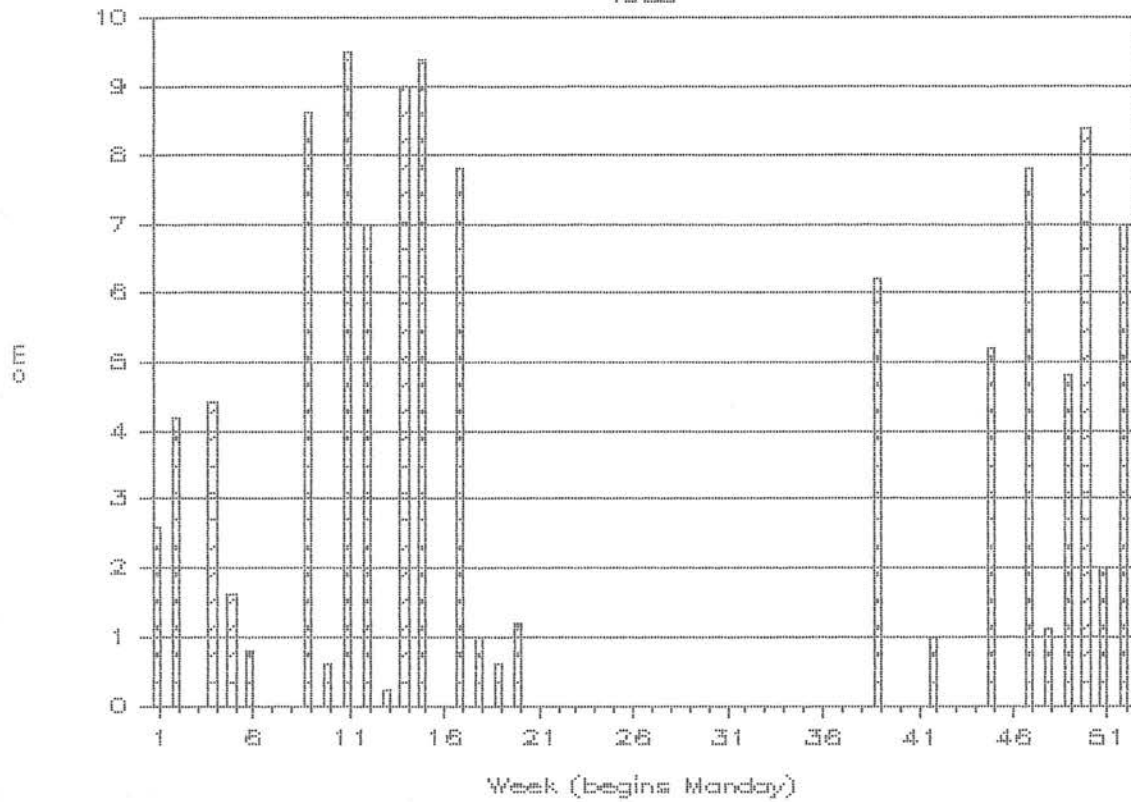
It is also hoped that this publication serves to encourage both ornithological observation in the Calgary area and the submission of those observations to the Calgary Field Naturalists' Society.

STUDY AREA

The area from which observations were considered is a circle with 80 kilometre (50 mile) radius from Calgary and is illustrated by the map opposite. This map is a portion of the 1983 Alberta Provincial Base Map. The scale is 1 cm = 10 kilometres (1" = 16 miles). For the most part observations were limited to this area. However, records of great interest which we considered to have little likelihood of publication elsewhere but were outside the area have been included.

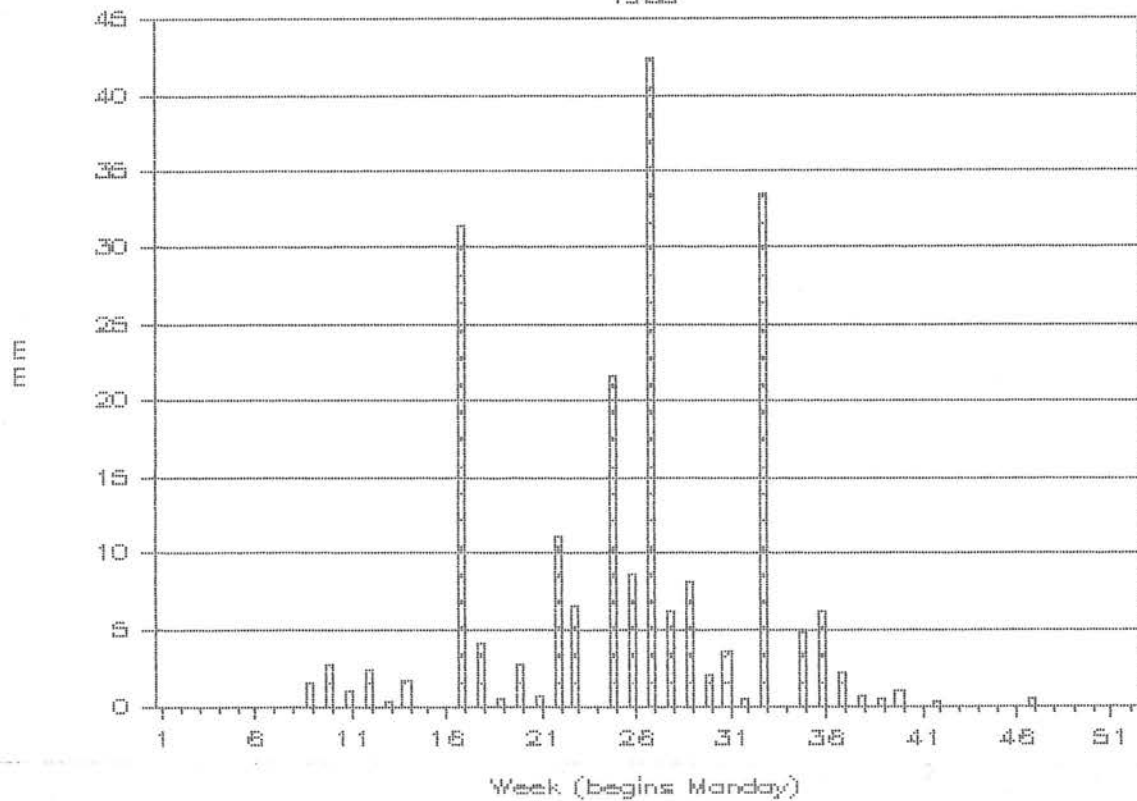
SNOWFALL

1983



RAINFALL

1983



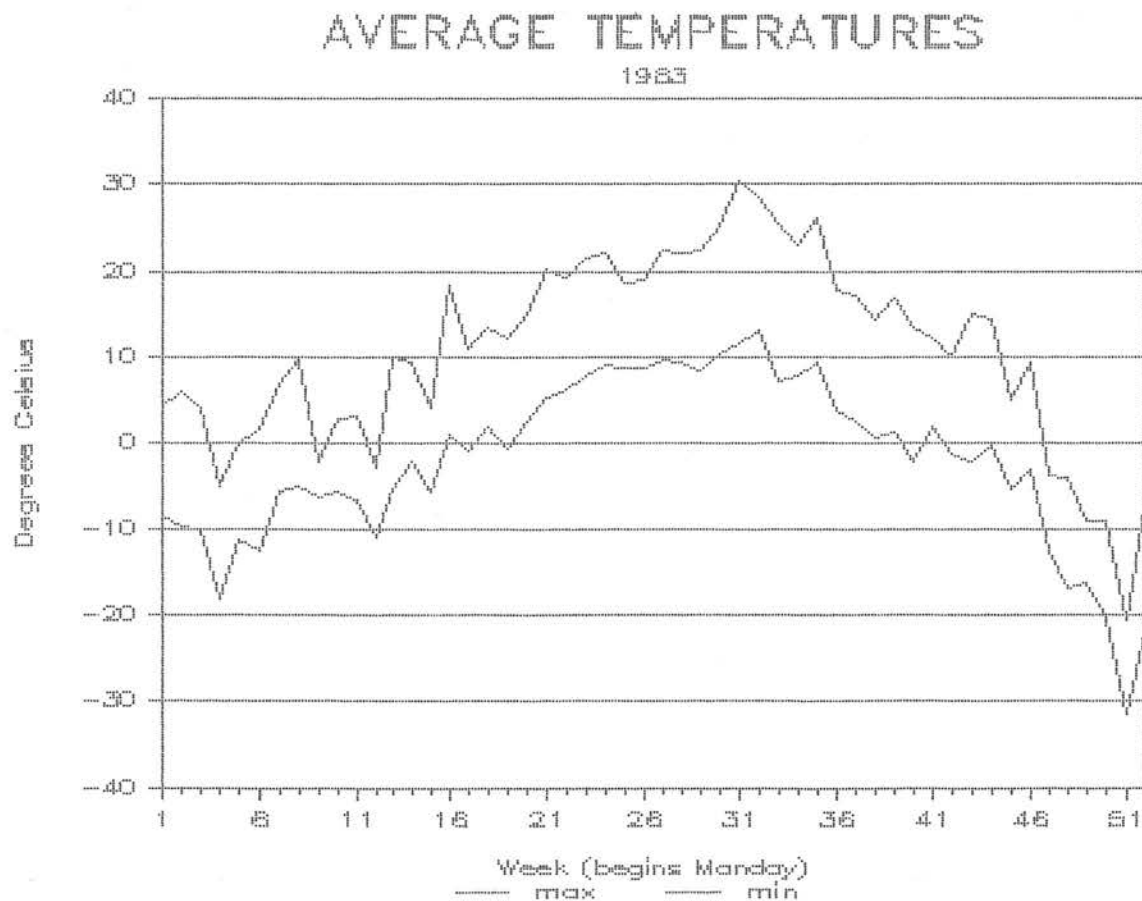
OBSERVATIONS

The majority of the records considered are in the files of the Calgary Field Naturalists' Society (CFNS) at Inglewood Bird Sanctuary. Other records reported to the compilers verbally and considered valid have also been included.

As discussed elsewhere in this report, many rare, vagrant and accidental species require descriptive notes to increase the credibility of the record. Unfortunately, few records in this report are so supported. All notes and descriptions which were available are included in the appendix of this report.

WEATHER

Detailed data on the weather for 1983 is available from Environment Canada in its publication Annual Meteorological Summary 1983 Calgary, Alberta. Average weekly minimum and maximum temperatures are plotted below. Weekly snowfall and rainfall are graphed on the facing page.



SPECIES ACCOUNTS NOMENCLATURE

Each species account contains the following:

1. Common and scientific name according to the American Ornithologists Union Check-list of North American birds 6th edition.
2. May Species Count (26 & 27 May), Calgary Christmas Bird Count (18 Dec.) and Wildlife Reserve of Western Canada Christmas Bird Count (31 Dec.). For example, 160,0,6 reads 160 on the MSC, 0 on the Calgary CBC and 6 on the WRWC CBC.
3. Discussion of the year's records. This section is quite variable due to the variety of compilers and species. In general, individual records are specified as follows:

29 April Inglewood (2) DE.

which reads: "On 29 April, at Inglewood, two were observed by D. Elphinstone."

In some species, data is presented as a chart showing number of records and/or number of birds per month. For example (12) 5 reads twelve birds seen in five observations.

In other species data is presented as five or ten day averages etc. The figure presented is the average number seen when seen. For example, if a species is noted on four dates in a ten day period, and the numbers were 6,8,2,4 then the ten day average is 5.

UNUSUAL RECORDS

Any records for which descriptive notes were submitted have had those descriptive notes included in the appendix of this report. These extra details are, of course, also available in the files of the Calgary Field Naturalists' Society.

SPECIES ACCOUNTSCommon Loon*Gavia immer*⁴
8,0,0

The first spring record was at Glenmore Reservoir (1) DC on 24 April. The main spring migration occurred in May (29 sightings), peaking in the 2nd week with 10. There were 17 records July-Sept. The fall passage was quite regular, with no peaks. The last fall record was at Glenmore (3) ACS on 15 Nov. A total of (75) were recorded in 1983. A few records of some interest:

9 May	Glenmore Reservoir	(5)	DC.
14 May	Irricana/Sadler Sl.	(4)	JS et al.
15 May	Glenmore Park	(4)	DC.
29 May	WRWC and area	(4)	SJ et al.
1 Nov.	Glenmore Reservoir	(4)	ACS.

Pied-billed Grebe*Podilymbus podiceps*⁹
8,0,0

First sighting of the year occurred between Inglewood and Bruce Lake 30 April (1) DE. The spring migration peaked during the last week of May with (11) in 8 records. Young were recorded on two occasions: Lloyd Lk. 26 June (3) CC et al and Lake Newell 8 Aug. (2) LG. Fall passage peaked during the first 2 weeks of Sept. with (15) in 4 records. Last fall record was at Glenmore Reservoir 6 Nov. (1) ACS. Numbers of birds and records by month are listed below:

Jan.	(0)	0	May	(20)	14	Sept.	(19)	5
Feb.	(0)	0	June	(12)	7	Oct.	(11)	7
March	(0)	0	July	(10)	6	Nov.	(1)	1
April	(1)	1	Aug.	(12)	7	Dec.	(0)	0

Horned Grebe*Podiceps auritus*⁴¹
29,0,0

First sighting of the year occurred at Antenna Sl. 16 April (1) ACS. May brought us (666) with a peak of (150) at Irricana Sl. ACS. No young were recorded. The end of Sept. (last 2 weeks) was the busiest period of the fall migration. The last record was at Inglewood 19 Nov. (1) ACS. Numbers of birds and records by month are listed below.

Jan.	(0)	0	May	(666)	39	Sept.	(72)	8
Feb.	(0)	0	June	(31)	7	Oct.	(55)	15
March	(0)	0	July	(33)	7	Nov.	(15)	7
April	(1)	1	Aug.	(40)	2	Dec.	(0)	0

Red-necked Grebe*Podiceps grisegena*³¹
14,0,0

Earliest sighting was at Carburn Pk. 11 April (2) OD which was followed by peak numbers the last 2 weeks of April and first week of May. No young were recorded. There were fewer records in fall migration than in spring. Last sighting occurred at Glenmore Reservoir 18 Oct. (2) ACS. A few other records of some interest:

16 April	Irricana	(25)	JS.
23 April	Irricana	(30)	JS.
24 April	Namaka	(100)	JS et al.
2 May	Glenmore Pk.	(25)	DC.

Numbers of birds and records by month are listed below:

Jan.	(0)	0	May	(179)	20	Sept.	(17)	8
Feb.	(0)	0	June	(26)	8	Oct.	(4)	2
March	(0)	0	July	(30)	6	Nov.	(0)	0
April	(202)	12	Aug.	(21)	5	Dec.	(0)	0

Eared Grebe*Podiceps nigricollis*65
18,0,0

First observations of the year were on 23 April at Irricana (25) JS and at Inglewood/Chestermere (2) DE. The peak of the spring migration occurred in the first week of May (713). Only one young recorded: Namaka Lake 31 July (2) KJ and GS. Numbers diminished gradually from mid-Sept; last record for the year was at Glenmore Reservoir 13 Nov. (1) ACS. Some interesting records:

1 May	Irricana Sl.	(400)	ACS.
1 May	Namaka	(100)	JS.
15 May	Glenmore Park	(80)	ANW.
28 June	Red Deer Lake	(150)	EES et al.
21 Aug.	Eagle/Namaka	(100)	JS et al.

Numbers of birds and records by month are listed below:

Jan.	(0)	0	May	(1057)	31	Sept.	(134)	8
Feb.	(0)	0	June	(193)	8	Oct.	(57)	13
March	(0)	0	July	(384)	8	Nov.	(7)	3
April	(90)	9	Aug.	(195)	7	Dec.	(0)	0

Western Grebe*Aechmophorus occidentalis*5
0,0,0

First and last records of the year were at Inglewood/Chestermere 23 April (1) DE and at Glenmore Reservoir 6 Nov. (1) ACS respectively. (1) adult with (1) young was recorded at Namaka Lk. 31 July KJ and GS. It should be noted that only (2) were recorded in June. Spring migration peaked during the first week of May with (546) birds. Fall passage was heaviest during the second week of Oct. with (116) recorded. Some noteworthy sightings:

30 April	Glenmore Reservoir	(75)	ACS.
1 May	Irricana Sl.	(120)	ACS.
1 May	Shepard/Chestermere	(120)	JWT.
1 May	Namaka	(75)	JS.
15 May	Glenmore Reservoir	(120)	DC.
4 June	Irricana	(2)	JS.
8 Oct.	Glenmore Reservoir	(56)	LG, RFC.
23 Oct.	MacGregor Lk.	(30)	CFNS Field Trip.

Numbers of birds and records by month are listed below:

Jan.	(0)	0	May	(777)	25	Sept.	(42)	7
Feb.	(0)	0	June	(2)	1	Oct.	(199)	22
March	(0)	0	July	(90)	7	Nov.	(2)	2
April	(112)	5	Aug.	(40)	7	Dec.	(0)	0

American White Pelican*Pelecanus erythrorhynchos*

0,0,0

All available records are listed below (943 birds in total).

24 April	Travers Reservoir	(2)	RFC.
8 May	Inglewood/Macgregor	(2)	DE.
8 July	Lake Newell	(400)	LG.
9 July	Namaka	(9)	JS.
17 July	Irricana	(12)	JS.
26 July	Namaka Lk. & vicinity	(130)	RWS et al.
30 July	Pakowki Lk.	(7)	DE.
30 July	Strathmore	(120)	JS et al.
31 July	Namaka Lk.	(10)	KJ, GS.
6 Aug.	Irricana/Namaka	(190)	JS et al.
7 Aug.	Namaka/Irricana	(3)	RWS.
14 Aug.	Eagle/Namaka Lk.	(8)	JB.
15 Aug.	Namaka Lake	(40)	DC.
20 Aug.	Namaka Lake	(10)	DE.

Double-crested Cormorant*Phalacrocorax auritus*²⁵
42,0,0

First sighting for the year was at Inglewood/Chestermere 23 April (12) DE. The last fall record was at Inglewood 17 Sept. (1) DE. Some of the year's high counts are listed below:

1 May	Irricana Sl.	(8)	DC et al.
14 May	Irricana/Sadler	(15)	JS et al.
15 May	Balzac/Hwy 9	(8)	DS.
16 May	Carseland / Sadler	(8)	JS et al.
28 May	Irricana/Shepard	(20)	DC et al.
8 July	Lake Newell	(150)	LG.
16 July	Irricana	(9)	JS.
3 Sept.	Irricana	(50)	JS et al.
4 Sept.	Irricana		DE.

American Bittern*Botaurus lentiginosus*

1,0,0

All available records are listed below:

13 May	Bruce Lake	(1)	ANW et al
13 May	Bruce Lake	(1)	DE et al.
24 May	Winchell/Lost Lake	(1)	SA.
28 May	Irricana/Shepard	(1)	DC et al.
4 June	Jumping Pound Creek vic.	(1)	JWT.
4 June	Irricana	(1)	JS.
16 July	Irricana	(1)	JS.
17 July	Irricana	(1)	JS.
27 July	Irricana/Eagle/Namaka	(1)	JS.

Great Blue Heron*Ardea herodias*²⁸
49,1,0

From 2 Jan. to 22 March up to (3) individuals were reported from Carburn Park ACS, OD, JWT, ANW. Besides those overwintering birds the first spring record was at Carseland 27 March (1) EES et al. The first record from the Fish Creek P.P. colony was on 2 April (6) DS with a high count of (17) on 21 April at this location EES. (2) young were also reported twice at the Fish Creek P.P. heronry: 11 June DS and 25 June EES. Fall migration and dispersal caused a steady decrease in numbers; the season's last sighting being NE of Calgary 16 Oct. (1) JS. Numbers of birds and records by month are listed below:

Jan.	(15)	8	May	(122)	32	Sept.	(49)	26
Feb.	(20)	9	June	(38)	14	Oct.	(15)	13
March	(3)	2	July	(37)	17	Nov.	(0)	0
April	(79)	19	Aug.	(49)	26	Dec.	(1)	1

Snowy Egret*Egretta thula*

0,0,0

(1) was sighted and photographed at Bruce Lake on 10 May by B & HG. The bird was subsequently seen on 11 May by JWT whose descriptive notes are presented in the appendix.

Black-crowned Night Heron*Nycticorax nycticorax*²
7,0,0

The earliest record was at Namaka Lake 1 May (1) EES et al. Spring migration was steady through May with (33) recorded. The last records for the season were NE of Calgary, 17 Sept. (3) JS. and a very late record at Lindsay Park in Calgary 27 Nov. (1 ad.) AM. Two of the year's high counts are listed below:

23 May	Irricana	(5)	JS et al.
30 July	Strathmore	(6)	JS et al.

White-faced Ibis*Plegadis chihi*

0,0,0

The only record for this southern visitor occurred outside the area at Pakowki Lake on 30 July (1) DE.

Tundra Swan*Cygnus columbianus*

6,0,0

The spring migration was first recorded at Fish Creek P.P. on 18 March by EES (5) and lasted until 11 May Irricana/Namaka (1) JS et al. The fall passage occurred from 8 Oct. Hwy 22 W of Calgary (18) LG until 5 Nov. Eagle Lake (200) CC. April and Oct. were the busiest months. It is interesting to note that the concentrations are greater in fall than in spring. April brought an average of (100.9) per sighting while Oct. rendered (453). Some of the year's high counts

1 April	Namaka/Irricana	(200) JS et al.
16 April	Inglewood/Namaka	(275) DE.
16 April	Irricana	(500) JS.
23 April	Irricana	(200) JS.
24 April	Namaka	(400) JS et al.
16 Oct.	Eagle Lake	(2000) JWT.
16 Oct.	NE of Calgary	(1300) JS.
30 Oct.	Namaka Lake	(600) ACS.
5 Oct.	Eagle Lake	(200) CC.

Numbers of birds and records by month are listed below:

Jan.	(0)	0	May	(42)	9	Sept.	(0)	0
Feb.	(0)	0	June	(0)	0	Oct.	(4078)	9
March	(256)	6	July	(0)	0	Nov.	(304)	3
April	(4240)	42	Aug.	(0)	0	Dec.	(0)	0

Trumpeter Swan*Cygnus buccinator*

0,0,0

All available records are listed below:

27 March	Archie Hogg's	(1) DS et al.
30 April	Inglewood/Bruce Lake	(4) DE.
1 May	Irricana	(1) DC et al.
8 May	Irricana	(1) SA et al.
6 June	WRWC	(2) SJ.

Snow Goose*Chen caerulescens*

0,0,0

All available records are listed below:

16 April	Irricana	(3) JS.
24 April	MacGregor Lake	(24) RFC.
24 April	Namaka	(100) JS et al.
7 May	Frank Lake	(5) SA et al.
7 May	Chestermere/Irricana	(2) DE.
8 Oct.	Hwy 22 SW of Calgary	(9) LG.
8 Oct.	NE of Calgary	(200) JS et al.
16 Oct.	NE of Calgary	(2) JS.
23 Oct.	Macgregor Lake	(350) CFNS Field Trip.
30 Oct.	Namaka Lake	(135) ACS.

Ross' Goose*Chen rossii*

0,0,0

All available records are listed below:

7 May	Frank Lake	(17) SA et al.
14 May	Irricana	(6) KJ et al.
11 Nov.	Chestermere Lake	(30)* RB.

*30 sighted in 3 flocks. One specimen secured.

Canada Goose*Branta canadensis*246
415,51,0

Present year-round. Migration peak numbers are listed below:

19 March	S. of Cominco	(600) KJ, AJ.
27 March	Rosebud River	(341) RWS et al.
30 March	Namaka	(1000) JS et al.
1 April	Namaka/Irricana	(500) JS et al.
2 April	Strangmuir	(1000) JS et al.
10 Sept.	Sadler & NE	(1000) JS et al.
17 Sept.	NE of Calgary	(300) JS.
8 Oct.	Hwy 22 SW of Calgary	(300) LG.
16 Oct.	NE of Calgary	(500) JS.
23 Oct.	MacGregor Lake	(300) CFNS Field Trip.
30 Oct.	Namaka Lake	(860) ACS.
12 Nov.	Carburn/Cominco	(300) ACS.
13 Nov.	Glenmore	(310) CC.

Young were reported on these occasions:

17 May	Fish Creek P.P.	(2y) EES
25 May	Carburn Park	(19y) OD.
28 May	Priddis & vic.	(4y) KJ et al.
29 May	Bowmont Pk.	(6y) OD et al.
30 May	Queensland	(12y) DS.
18 June	Longview	(6y) EES et al.
21 June	Fish Creek P.P.	(3y) KJ.
26 June	Inglewood	(1y) LG.
6 Aug.	Glenmore	(6y) LG.

Number of birds and records by month are listed below:

Jan.	(128)	9	May	(831)	69	Sept.	(1843)	23
Feb.	(109)	12	June	(296)	17	Oct.	(4449)	29
March	(2549)	31	July	(745)	12	Nov.	(2144)	25
April	(3442)	71	Aug.	(396)	16	Dec.	(159)	5

Green-winged Teal*Anas crecca*39
19,4,0

This species was present all year, at least in small numbers. Spring migration peaked during the last week of April and first week of May. An unusual high of (600) was recorded at Glenmore on 25 April by DC. No young recorded this year. Fall migration showed numbers gradually diminishing from the second week of Sept. Number of birds and records by month are listed below:

Jan.	(6)	4	May	(2056)	Sept.	(323)	7
Feb.	(6)	4	June	(20)	Oct.	(77)	13
March	(6)	2	July	(56)	Nov.	(11)	2
April	(1247)	19	Aug.	(77)	Dec.	(9)	2

American Black Duck*Anas rubripes*

0,0,0

The only record for this species was at Inglewood on 13 April (1) DE.

Mallard*Anas platyrhynchos*454
400,2510,1

The ever-present duck of western North America. Young were reported as follows:

17 May	Fish Creek P.P.	(9y) EES.	
29 May	Fish Creek P.P.	(33y) EES.	
11 June	Lowery Gardens	(4y) AF.	
15 June	Fish Creek P.P.	(3y) LG.	
26 June	Pond SE of Calgary	(6y) LG.	
31 July	Namaka Lk	(1y) KJ, GS.	
1 Aug.	Weaselhead	(6y) LG.	
6 Aug.	Glenmore	(6y) LG.	
7 Aug.	Fish Creek P.P.	(4y) EES et al.	(ctd...)

(...ctd.) Mallard

A Mallard x American Black Duck hybrid was again reported this year at Inglewood on 13 April DE. Numbers of birds and records by month are listed below:

Jan.	(8650)	19	May	(2345)	85	Sept.	(1543)	29
Feb.	(7003)	31	June	(328)	45	Oct.	(3130)	48
March	(3484)	22	July	(299)	21	Nov.	(4089)	26
April	(6118)	76	Aug.	(919)	27	Dec.	(3889)	7

Northern Pintail*Anas acuta*¹⁵²
53,4,0

Was present all year, at least in small numbers. Spring migration brought good numbers especially E of the city: 30 March Namaka (2000) JS et al; 17 April Irricana (1000) JS; 1 May Irricana (500) ACS. No young recorded this year. The fall migration did not show the numbers reached in spring and peaked around mid-Sept. to mid-Oct. Numbers of birds and records by month are listed below:

Jan.	(1)	1	May	(2005)	53	Sept.	(288)	10
Feb.	(3)	3	June	(72)	11	Oct.	(522)	24
March	(2114)	9	July	(183)	5	Nov.	(30)	8
April	(3907)	48	Aug.	(253)	6	Dec.	(4)	1

Blue-winged Teal*Anas discors*²²¹
475,0,0

The first spring records were at Inglewood/Chestermere (14) and Irricana (15) JS on 23 April. Numbers soon peaked with (1065) during the first week of May. The only mention of young was from Longview 18 June (4y) by EES et al. The largest summer number was seen at Sadler/Namaka on 27 Aug. (120) by JS et al (could also be the beginning of fall migration). Fall numbers were much smaller than spring; peak was during the first 2 weeks of Sept. with (156) recorded. The largest number in Calgary was (40) twice recorded at Glenmore by DC on 15 May and 18 May. Number of birds and records by month are listed below:

Jan.	(0)	0	May	(1834)	57	Sept.	(166)	4
Feb.	(0)	0	June	(317)	30	Oct.	(6)	1
March	(0)	0	July	(75)	11	Nov.	(0)	0
April	(263)	10	Aug.	(378)	11	Dec.	(0)	0

Cinnamon Teal*Anas cyanoptera*⁷
14,0,0

The earliest sighting was at Irricana 16 April (1) JS. The spring migration peaked during the first 2 weeks of May with (63) in 19 sightings. JWT reported a hybrid (Cinnamon Teal x Blue-winged Teal) at Shepard/Chestermere on 1 May. SJ also reported a Cinnamon/Blue-winged cross on 3 May near the WRWC. High counts for the year were:

1 May	Namaka Lk.	(4) EES et al.
1 May	Irricana Sl.	(4) DC et al.
1 May	Shepard/Chestermere	(6) JWT.
7 May	Namaka	(6) JS et al.
8 May	Inglewood/Macgregor	(10) DE.
14 May	Irricana/Sadler	(6) JS.

It is noteworthy that no Cinnamon Teal was recorded past June 18. No young recorded. All of the June records are listed below:

4 June	Hwy 762, Bragg Creek	(2) EES et al.
4 June	Jumping Pound Creek vic.	(3) JWT.
4 June	Irricana	(1) JS.
10 June	Sibbald Flats	(1) JS et al.
12 June	Namaka Lk. & vic.	(2) KJ et al.
18 June	Longview	(1) EES et al.

Northern Shoveler*Anas clypeata*¹⁵⁹
92,0,0

The first spring observation occurred at Strangmuir on 2 April (3) JS et al. The northward migration peaked during the last week of April and the first of May; (2578) seen in 34 sightings in those 2 weeks. Only one record of juveniles: Shepard 17 June (10y) KJ. Fall migration was much quieter than spring somewhat peaking during the last week of Aug. and the first of Sept. Last bird seen was at Glenmore Reservoir on 11 Nov. EES et al. Numbers of birds and records by month are listed below:

Jan.	(0)	0	May	(2353)	50	Sept.	(238)	5
Feb.	(0)	0	June	(179)	17	Oct.	(84)	6
March	(0)	0	July	(84)	5	Nov.	(4)	1
April	(1111)	26	Aug.	(255)	7	Dec.	(0)	0

Gadwall*Anas strepera*¹¹⁶
140,1,0

Present in the area for every month but March. Spring migration started at Carburn Park on 12 April (4) ACS and peaked around the first week of May with (479) in 18 sightings. No young recorded. Fall migration almost passed unnoticed with only (100) in 6 sightings for Sept. Some interesting records.

23 Jan.	Carburn Park	(2) JWT.
13 Feb.	Beaverdam Flats	(1) ANW et al.
1 May	Namaka	(100) JS.
28 May	Irricana/Shepard	(50) DC et al.
28 June	Red Deer Lk.	(50) EES et al.
16 July	Irricana	(100) JS.
11 Nov.	Glenmore	(2) EES et al.
12 Nov.	Carburn/Cominco	(2) ACS.
18 Dec.	Calgary CBC	(1) CFNS.

Eurasian Wigeon*Anas penelope*

0,0,0

There were quite a few records considering the accidental status of this species. They are all listed below:

2 April	Strangmuir Sl.	(1) DC et al.
2 April	Strangmuir Sl.	(1) JS et al.
17 April	Chestermere vic.	(1) ACS.
24 April	McElroy Sl.	(1) EES et al.
24 April	Chestermere/Carseland	(1) ACS, CFNS.
1 May	Irricana Sl	(1) ACS.
1 May	Shepard/Chestermere	(1) JWT.
7 May	Chestermere	(1) DE.

American Wigeon*Anas americana*⁹⁵
62,5,0

A male overwintered at Carburn Pk; 2 Jan. ACS, 5 Jan. OD, 23 Jan. JWT. Numbers increased gradually to a spring high of (640) in 14 sightings during the last week of April and (1199) in 23 observations in the first of May. The only record of young was at Fish Creek P.P. on 7 Aug. (15y) EES et al. The fall passage peaked at Namaka Lk. & vic. on 25 Sept. (2000) JWT et al. Numbers of birds and records by month are listed below:

Jan.	(3)	3	May	(1519)	59	Sept.	(2325)	10
Feb.	(2)	1	June	(93)	25	Oct.	(880)	15
March	(27)	8	July	(152)	7	Nov.	(49)	5
April	(1977)	61	Aug.	(212)	11	Dec.	(7)	2

Canvasback*Aythya valisineria*⁴⁶
62,0,0

Spring migration started on 2 April with 3 sightings: Glenmore (3) DC et al, Carseland (4) JS et al and Strangmuir (1) JS et al. The spring peak was the last 2 weeks of April and the first of May with good numbers recorded:

16 April	Irricana	(200) JS.
24 April	Namaka	(100) JS.
1 May	Eagle Lk.	(100) EES et al.
1 May	Namaka	(100) JS.
1 May	Irricana	(200) DC et al.

Young were recorded on 3 occasions:

4 June	Jumping Pound Creek vic.	(9y) JWT.
26 June	SE of Calgary	(5y) LG.
26 June	Shepard Sl.	(8y) EES et al.

The fall passage did not show the numbers that spring did but (413) were sighted in 5 observations during the first 2 weeks of Sept. The last record of the year was at Glenmore on 13 Nov. (1) ACS. Numbers of birds and records by month are listed below:

Jan.	(0)	0	May	(1157)	35	Sept.	(378)	5
Feb.	(0)	0	June	(156)	8	Oct.	(86)	9
March	(0)	0	July	(92)	6	Nov.	(1)	1
April	(719)	26	Aug.	(120)	5	Dec.	(0)	0

Redhead*Aythya americana*⁶¹
38,0,0

A very early record was (1 pr) at Ghost Reservoir on 29 March SJ. The spring passage seemed to start with 3 sightings on 16 April: Carseland (3) JS et al, Inglewood/Namaka (2) DE and Irricana (50) JS. The northern rush peaked in the first week of May with (658) seen in 15 sightings (1 May Irricana (200) ACS). No young recorded during the year. The fall migration was unimpressive (possible partly due to identification rendered difficult by molt) with a "high" of (51) seen in Oct. The year's last sighting occurred at Glenmore on 15 Nov. (1) ACS. Numbers of birds and records by month are listed below:

Jan.	(0)	0	May	(847)	33	Sept.	(50)	1
Feb.	(0)	0	June	(99)	11	Oct.	(51)	7
March	(0)	0	July	(22)	5	Nov.	(38)	4
April	(342)	11	Aug.	(41)	3	Dec.	(0)	0

Ring-necked Duck*Aythya collaris*⁵⁰
28,0,0

There was a winter record on 6 Feb. at Cominco (1) KJ. The spring migration was first noticed on 16 April at Irricana (4) JS and peaked during the third and fourth weeks of April with (209) recorded. The following were high counts.

23 April	Irricana	(100) JS.
24 April	McElroy Sl.	(30) EES et al.
25 April	Glenmore	(30) DC.

No young recorded for the year. This species was almost absent by late summer. All available records for July are shown below:

16 July	Irricana	(2) JS.
31 July	Sibbald Flats	(1) JS et al.
28 Aug.	Banff/Sibbald	(4) JS et al.
4 Sept.	Irricana	(2) DE.

A total of (440) were sighted this year.

Greater Scaup*Aythya marila*

0,0,0

All available records are listed below including two records from outside the area:

24 April	Namaka	(9) JS et al.
29 April	Cochrane vic.	(4) SA.
8 July	Lake Newell	(2) LG.
16 July	Irricana	(1) JS.
24 Sept.	Buffalo Lk.	(4) CC.

Lesser Scaup*Aythya affinis*¹⁵⁷
145,2,0

The year's first record was at Carseland on 6 April (10) JS et al. The spring passage was most numerous in May (2565) peaking during the first week (1732). No records of young. The fall migration showed good numbers with a high of (266) seen in the third week of Oct. The last 2 records of the year were:

4 Dec.	Carburn/Cominco	(2)	ACS.
18 Dec.	Calgary CBC	(2)	CFNS.

Numbers of birds and records by month are listed below:

Jan.	(0)	0	May	(2565)	37	Sept.	(301)	7
Feb.	(0)	0	June	(169)	15	Oct.	(638)	23
March	(0)	0	July	(61)	6	Nov.	(277)	5
April	(760)	19	Aug.	(96)	5	Dec	(4)	2

Harlequin Duck*Histrionicus histrionicus*⁵
9,0,0

All available records are listed below:

2 May	Johnston Canyon vic.	(4)	EES.
28 May	Sheep River	(6)	KJ et al.
14 Aug.	Dyson Cr./Sheep River	(1 imm.)	RWS et al.

Oldsquaw*Clangula hyemalis*

0,0,0

All available records are listed below:

6 April	Carburn Pk.	(1)	OD.
16 Oct.	NE of Calgary	(1)	JS.
23 Oct.	MacGregor Lk.	(5)	CFNS Field Trip.

Surf Scoter*Melanitta perspicillata*

0,0,0

The only record for this species was at Fish Creek P.P. on Oct. 20 (1) EES et al.

White-winged Scoter*Melanitta fusca*¹⁰
4,0,0

The spring migration began on 23 April at Irricana (2) JS. This north-going passage peaked in the second week of May with (60) recorded in 7 sightings. Small numbers were seen in our area from June through Sept.; all are listed below.

4 June	Red Deer Lake	(1)	EES et al.
4 June	Irricana	(2)	JS.
16 July	Irricana	(2)	JS.
26 July	Namaka Lk. & vic.	(1)	RWS et al.
21 Aug.	Eagle/Namaka	(1)	JS et al.
4 Sept.	Lake Louise	(6)	WJFW.
4 Sept.	Irricana	(2)	DE.
17 Sept.	NE of Calgary	(1)	JS.
18 Sept.	Namaka/Eagle Lks.	(3)	ACS.

The second and third weeks of Oct. witnessed the high of fall migration with (123) recorded in 10 sightings. Some of those fall records are listed here:

10 Oct.	NE of Calgary	(25)	JS.
16 Oct.	Eagle Lk.	(30)	JWT.
18 Oct.	Glenmore	(22)	ACS.

The last record of the year was at Glenmore 15 Nov. (1) ACS. A total of (264) were recorded this year.

Common Goldeneye*Bucephala clangula*²
43,404,0

This species' population went through some interesting variations during the year. They were most numerous in Jan. (2416) especially along the Bow River. Numbers gradually diminished until the third week of March. Then, when southern populations moved north, numbers were on the rise again reaching a peak of (1324) during the first three weeks of April. Populations followed a downcurve as summer neared with only (12) sighted in June. That small number held steady all summer long (Sept. included). A sharp rise in numbers occurred in the second week of Oct. By the third week of Nov. numbers were below the double-digit mark per sighting. As most streams and lakes froze in our area numbers increased dramatically along the Bow from the middle of the first week of Dec. Numbers of birds and records during indicated periods are listed below:

Jan. (2416) 15	22-30 April (176) 13	8-14 Oct. (65) 6
Feb. (900) 21	May (128) 26	15-21 Oct. (31) 4
1-21 March (110) 10	June (12) 3	22-30 Oct. (110) 5
22-30 March (286) 9	July (9) 2	1-14 Nov. (170) 6
1-7 April (457) 15	Aug. (14) 5	15-30 Nov. (29) 4
8-14 April (370) 10	Sept. (20) 1	3-30 Dec. (925) 5
15-21 April (497) 13	1-7 Oct. (4) 1	

Barrow's Goldeneye*Bucephala islandica*¹
0,12,0

Present in small numbers all year except in April, July and Sept. The most regular spot for Barrow's Goldeneye was certainly the Carburn Pk./Cominco area. From 2 Jan. to 6 Mar. (52) were recorded there in 12 sightings ACS, JWT, OD, WJFW, KJ, DE, RWS et al. Some of the other records:

1 May	Balzac gas plant	(1 pair) CO.
30 May	Mt. Yamnuska area	(1) SA.
1 June	Cochrane Lk.	(1 pair) SA.
28 Aug.	Banff/Sibbald	(10) JS.
5 Nov.	Chestermere Lk.	(7) CC.

A total of (105) were recorded.

Bufflehead*Bucephala albeola*¹⁷
47,2,0

Present year-round, at least in small numbers. Spring migration peaked during the last two weeks of April and the first of May. (5) young were recorded at Boggy Lk. on 17 July DC. Numbers of birds and records by month are listed below:

Jan. (1) 1	May (29) 6	Sept. (122) 5
Feb. (4) 4	June (32) 2	Oct. (1065) 14
March (4) 3	July (60) 5	Nov. (83) 6
April (341) 36	Aug. (60) 5	Dec. (1) 1

Hooded Merganser*Lophodytes cucullatus*

0,0,0

All available records are listed below:

2 Jan.	Carburn Park	(1) ACS.	15 April	Glenmore Res.	(1) DC.
23 Jan.	Carburn Park	(1) JWT.	22 April	Glenmore Res.	(2) JWT.
14 March	Carburn Park	(1) OD.	23 April	Irricana	(3) JS.
31 March	Glenmore Res.	(1) DC.	28 April	Glenmore Pk.	(1) DC.
4 April	Glenmore Res.	(1) DC et al.	1 May	Irricana	(1) ACS.
9 April	Inglewood	(3) RWS et al.	1 May	Namaka	(2) JS.
10 April	Inglewood	(3) ACS.	28 Aug.	Banff/Sibbald	(1) JS et al.
11 April	Carburn Pk.	(2) OD.	19 Oct.	Glenmore Res.	(2) DC.
12 April	Carburn Pk.	(2) ACS.	1 Nov.	Carburn Pk.	(1) OD.
13 April	Carburn Pk.	(2) OD.	5 Nov.	Chestermere Lk.	(2) CC.
13 April	Inglewood	(2) DE.	12 Nov.	Carburn/Cominco	(2) ACS.
14 April	Glenmore Res.	(1) DC.	15 Nov.	Glenmore Res.	(2) ACS.

Common Merganser*Mergus merganser*22
-63,39,0

This species was present all year in good numbers. The spring passage was most evident in the first three weeks of April with (668) seen in 43 observations. Young were recorded on the following occasions:

17 May	Fish Creek P.P.	(6y)	EES.
11 June	Sundre & vic.	(8y)	EES et al.
21 June	Fish Creek P.P.	(15y)	KJ.
21 June	Fish Creek P.P.	(8y)	EES.
24 June	Queensland	(1y)	AST.
30 July	Queensland	(12y)	DS.

The fall migration peaked in the second and third weeks of Oct. with (671) recorded in 16 sightings. Numbers of birds and records by month are listed below:

Jan.	(63)	11	May	(158)	3	Sept.	(253)	21
Feb.	(19)	5	June	(74)	26	Oct.	(836)	22
March	(62)	15	July	(52)	9	Nov.	(196)	17
April	(796)	56	Aug.	(100)	11	Dec.	(62)	4

Some interesting sightings:

2 Jan.	Carburn Pk.	(10)	ACS.
1 April	Glenmore	(30)	DC et al.
2 April	Carseland	(75)	JS et al.
14 April	Glenmore	(80)	DC.
17 May	Fish Creek P.P.	(30 ad.)	EES.
27 Aug.	Inglewood	(10)	ANW.
2 Sept.	Bowmont Flats	(22)	JJP.
5 Sept.	Inglewood	(19 females)	RWS.
2 Oct.	Fish Creek P.P.	(45)	EES et al.
13 Oct.	Glenmore Res.	(150)	DC.
19 Oct.	Glenmore Res.	(300)	DC.

Red-breasted Merganser*Mergus serrator*

0,0,0

All available records are listed below:

12 April	Glenmore	(1m)	DC.	3 May	Glenmore	(1)	ACS.
14 April	Glenmore	(3m)	DC.	4 May	Irricana	(15)	JS.
16 April	Irricana	(25)	JS.	8 May	Irricana	(2)	JS.
22 April	Glenmore	(1)	JWT.	11 May	Irricana/Namaka	(2)	JS et al.
23 April	Irricana	(20)	JS.	13 May	Bruce Lk.	(2)	ANW et al.
24 April	Glenmore	(6)	DC.	14 May	Irricana/Sadler	(1)	JS et al.
25 April	Glenmore	(8)	DC.	23 May	Irricana	(2)	JS et al.
26 April	Glenmore	(1)	ACS.	6 Aug.	Irricana/Namaka	(6)	JS et al.
1 May	Irricana	(20)	ACS.	11 Sept.	Inglewood	(1)	ACS.
1 May	Irricana	(30)	DC et al.	11 Nov.	Inglewood	(1)	EES et al.

Ruddy Duck*Oxyura jamaicensis*87
+03,0,0

First records of the year were on 16 April at Inglewood (3) WJFW, KJ and Irricana (100) JS. The spring migration peaked during the first week of May with (934) in 13 sightings. Good numbers spent the summer in the area. The fall passage showed smaller numbers and was spread over a much longer period. The last sighting of the year was at Glenmore on 6 Nov. (2) ACS. Numbers of birds and records by month are listed below:

Jan.	(0)	0	May	(1266)	33	Sept.	(286)	5
Feb.	(0)	0	June	(117)	14	Oct.	(371)	12
March	(0)	0	July	(71)	9	Nov.	(2)	1
April	(509)	12	Aug.	(101)	5	Dec.	(0)	0

Osprey*Pandion Haliaetus*

0,0,0

All available records are listed below:

2 May	Weaselhead	(1 pair - bird with fish) DC.
20 May	Carburn Park	(1) OD.
4 June	Bow Valley P.P.	(1) DE et al.
5 June	Bow Valley P.P.	(2 on nest) KJ et al.
2-8 June	Nordegg	(3) RZ.
6 June	Bow Valley P.P.	(2) DE.
25 June	Bow Valley P.P.	(2 on nest) DE.
25 June	Johnston's Canyon	(1 on nest) DE.
26 June	Bow Valley P.P.	(2 on nest) DE.
15 July	Waterton N.P.	(2 ad. 2 chicks on nest) LG.
28 Aug.	Banff/Sibbald	(1) JS et al.

Bald Eagle*Haliaeetus leucocephalus*0 11
11,0,0

As indicated above up to (11) overwintered in Calgary along the Bow River. The first record that can definitely be considered spring migration was (2) on 13 March JS et al. 5 April appears to have been a major movement with (27) and (28) counted at Sibbald Flats and Cochrane respectively by JS et al. The last spring migrant was on 5 May (1) at Irricana JS. The first definite fall migrant was on 9 Oct. (1 ad.) at Sibbald Flats JS et al. while the last was on 27 Nov (4) at Water Valley RWS et al. Numbers of birds and records by month are listed below:

Jan.	(39) 14	May	(1) 1	Sept.	(0) 0
Feb.	(42) 14	June	(1) 1	Oct.	(10) 7
March	(82) 18	July	(0) 0	Nov.	(17) 11
April	(66) 8	Aug.	(1) 1	Dec.	(19) 6

Northern Harrier*Circus cyaneus*9
9,0,0

The first record of the year was in the Calgary airport area on 20 Feb. (1) JS. The next record, which definitively marked the beginning of spring migration, was near Water Valley on 13 March (5) CH. The last fall migrants were reported from Irricana on 23 Oct. (2) JS. One subsequent sighting of a single at Fish Creek P.P. on 11 Dec. DE. Numbers of birds and records by month are listed below:

Jan.	(0) 0	May	(91) 27	Sept.	(23) 8
Feb.	(1) 1	June	(16) 6	Oct.	(13) 9
March	(17) 8	July	(20) 7	Nov.	(0) 0
April	(60) 18	Aug.	(29) 20	Dec.	(1) 1

Sharp-shinned Hawk*Accipiter striatus*1
1,0,0

There was one winter record at Lowery Gardens on 15 Jan. (1) JWT et al. The first spring migrant was near Aldersyde on 6 March (1) GS. The last spring migrant was seen in the Wildcat Hills on 29 May (1) JWT et al. Fall passage started at Sadler/Namaka on 27 Aug. (2) JS et al. and ended at Sibbald Flats on 9 Oct. (1) JS et al. Numbers of birds and records by month are listed below:

Jan.	(1) 1	May	(6) 6	Sept.	(13) 9
Feb.	(0) 0	June	(0) 0	Oct.	(4) 4
March	(1) 0	July	(0) 0	Nov.	(0) 0
April	(5) 5	Aug.	(3) 2	Dec.	(0) 0

Cooper's Hawk*Accipiter cooperii*

0,1,0

All available records other than the Calgary CBC above are listed below:

15 Jan.	Bowness Pk.	(1) RWS.			
25 Jan.	Inglewood	(1f) HWP.	27 May	Water Valley	(1) CH.
17 April	Water Valley	(1) CH.	17 Aug.	Wildwood	(1 imm F) A&MF.
22 April	Inglewood	(1f) DE.	23 Aug.	Inglewood	(1 m) DE.
28 April	Fish Creek P.P.	(1) EES.	28 Aug.	Bow Valley P.P.	(1) EES et al.
30 April	Inglewood/Bruce Lk.	(1) DE.	20 Sept.	Inglewood	(1 f) DE.
1 May	Shepard/Chestermere	(1) JWT.	24 Sept.	Glenmore Pk S.	(1) RFC.
20 May	Carburn Park	(1) OD.	5 Oct.	Weaselhead	(1) WJFW.

Northern Goshawk*Accipiter gentilis*³
2,4,1

Young were successfully fledged from a nest monitored in Fish Creek P.P. Numbers of birds and records by month are listed below:

Jan.	(2) 2	May	(9) 6	Sept.	(0) 0
Feb.	(4) 3	June	(6) 5	Oct.	(3) 3
March	(9) 9	July	(0) 0	Nov.	(3) 3
April	(5) 4	Aug.	(3) 3	Dec.	(6) 5

An adult and an immature with a hare were seen in Weaselhead on 26 Dec. RFC.

Broad-winged Hawk*Buteo platypterus*¹
0,0,0

All available records are listed below:

23 April	Fish Creek P.P. (1 ad. - description)	EES et al.
29, 30 April	WRWC	(1 "frogging") SJ.
30 April	Inglewood/Bruce Lake	(1) DE.
7 May	Chestermere/Irricana	(1) DE.
11 May	Irricana/Namaka	(1) JS et al.
21 May	Beynon/Beiseker	(1) RWS et al.
28 May	Water Valley/Madden	(1) RWS et al.
22 Aug.	Water Valley	(2 imm.) RWS et al.

Swainson's Hawk*Buteo swainsoni*⁵⁴
51,0,0

The first spring records were on 23 April: (2) Inglewood/Chestermere DE; (1 pair) Nose Hill DC, JJP; (3) Fish Creek P.P. EES; (10) Irricana JS. The last fall records were at Namaka/Eagle Lakes (1) ACS on 18 Sept. and in the Weaselhead (1) JB on 19 Sept. Numbers of birds and records by month are listed below.

Jan.	(0) 0	May	(277) 51	Sept.	(82) 14
Feb.	(0) 0	June	(49) 22	Oct.	(0) 0
March	(0) 0	July	(112) 16	Nov.	(0) 0
April	(37) 11	Aug.	(176) 31	Dec.	(0) 0

Red-tailed Hawk*Buteo jamaicensis*⁵⁶
78,0,0

The first spring record was on 23 March at Namaka (1) JS. The last fall record was on 10 Oct. NE of Calgary (4) JS. No large movements either spring or fall were reported. Numbers of birds and records by month are listed below:

Jan.	(0) 0	May	(219) 64	Sept.	(53) 9
Feb.	(0) 0	June	(94) 41	Oct.	(12) 2
March	(13) 7	July	(61) 18	Nov.	(0) 0
April	(189) 46	Aug.	(73) 27	Dec.	(0) 0

Ferruginous Hawk*Buteo regalis*1
2,0,0

All available records are listed below:

19 March	Morley	(1)	BC.
27 March	Rosebud River	(2)	RWS et al.
2 April	Carseland	(1)	JS et al.
16 April	Irricana	(3)	RWS et al.
23 April	Inglewood/Chestermere	(2)	DE.
23 April	Irricana	(2)	JS.
30 April	Inglewood/Bruce Lake	(2)	DE.
1 May	Irricana Sls.	(1)	DC et al.
7 May	Sibbald/Kananaskis	(5)	RZ.
7 May	Chestermere/Irricana	(1)	DE.
11 May	Irricana/Namaka	(1)	JS et al.
14 May	Strathmore	(1)	DH et al.
21 May	Beynon/Beiseker	(1)	RWS et al.
28 May	Irricana/Shepard	(1 description)	DC et al.
30 July	Strathmore	(1)	JS et al.
31 July	Sibbald Flats	(1)	JS et al.
6 Aug.	Irricana/Namaka	(1)	JS et al.
13 Aug.	Sadler Sl. vic.	(1)	JS et al.
29 Aug.	Junction Hwys 1 & 22	(1)	ACS.

Rough-legged Hawk*Buteo lagopus*

0,0,0

The last spring migrant was on 8 May at Irricana (1) SA et al. Peaks in spring migration were noted only by JS et al as follows: 27 March (16) Irricana, 1 April (16) Namaka/Irricana, 5 April (12) Cochrane, 16 April (12) Irricana. The first fall migrant was on 8 Oct. at Water Valley (1) CH. Numbers of birds and records by month are listed below:

Jan.	(9) 3	May	(5) 4	Sept.	(0) 0
Feb.	(10) 6	June	(0) 0	Oct.	(31) 15
March	(31) 11	July	(0) 0	Nov.	(4) 4
April	(66) 13	Aug.	(0) 0	Dec.	(4) 4

Golden Eagle*Aquila chrysaetos*

0,1,0

All available records other than the Calgary CBC above are listed below:

6 Feb.	Queenstown	(1)	RWS et al.
13 March	Water Valley	(1 imm.)	CH.
19 March	Irricana	(1)	JS et al.
26 March	Grand Valley	(1 ad. 1 imm.)	DC et al.
27 March	Millarville/Longview	(1)	ACS.
27 March	Rosebud River	(1)	RWS et al.
5 April	Sibbald Flats	(1)	JS et al.
8 April	Water Valley	(1)	CH.
17 May	Sibbald Flats	(1 imm.)	JS et al.
5 June	Water Valley	(1)	CH.
19 June	Fish Creek P.P. west	(1 imm.)	WJFW.
2 Oct.	Water Valley	(1 imm.)	EES.
10 Oct.	Water Valley	(1 imm.)	CH.
10 Oct.	NE of Calgary	(1 imm.)	JS.
23 Oct.	MacGregor Lake	(1)	CFNS.
4 Nov.	Bowmont Flats	(1 description)	EES.

American Kestrel*Falco sparverius*17
32,0,0

The first records were 21 Feb. at Olds (1 fem.) ANW and at 12 Ave. & 6th St. S.W. in Calgary (1) RWS. The last two fall records were on 17 Sept. Lowery Gardens (1) JWT and 8 Oct. N.E. of Calgary (1) JS et al. Numbers of birds and records by month are listed below:

Jan.	(0)	0	May	(91)	44	Sept.	(13)	8
Feb.	(2)	2	June	(35)	20	Oct.	(1)	1
March	(6)	3	July	(17)	12	Nov.	(0)	0
April	(34)	19	Aug.	(38)	17	Dec.	(0)	0

Merlin*Falco columbarius*0
4,5,0

Young were successfully fledged in Lowery Gardens AF. Numbers of birds and records by month are listed below:

Jan.	(5)	5	May	(14)	11	Sept.	(12)	10
Feb.	(3)	3	June	(7)	3	Oct.	(3)	3
March	(11)	10	July	(4)	4	Nov.	(0)	0
April	(10)	9	Aug.	(8)	6	Dec.	(6)	2

Peregrine Falcon*Falco peregrinus*2
4,0,0

A pair of banded birds (the female released by JC and the male by the CWS in Wainwright) successfully fledged two young placed in their eyrie on the AGT building. The birds' own eggs were apparently infertile. All available records are listed below:

10 May	Downtown Calgary	(1f at nest - 2 eggs) HWP.
13 May	Bruce Lake	(1) ANW, DE.
28 May	Sheep River	(1) KJ et al.
29 May	Downtown Calgary	(1 male) ANW et al.
22 June	Downtown Calgary	(1) RWS et al.
16 July	Downtown Calgary	(1 ad. 2 young) DC et al.
15 Aug.	Jnct. Hwys 1 & 9	(1 male) RWS et al.
20 Aug.	Oven	(1 found dead) ANW.
10 Sept.	St. George's Island	(2) DE.

Gyr Falcon*Falco rusticolus*

0,0,0

All available records are listed below:

6 Jan.	Cochrane	(1 dk.ph.) ANW.
30 Jan.	Didsbury	(1 dk.ph.) ANW et al.
20 Feb.	Calgary Airport	(1) JS.
21 Sept.	Inglewood	(1 dk.ph.) DE.
11 Nov.	Cominco	(1 dk.ph.) description - EES et al.
26 Nov.	Fish Creek P.P.	(1 dk.ph.) description - EES et al.
3 Dec.	Bearspaw	(1 grey/dk ph.) description - DC, JS.

Prairie Falcon*Falco mexicanus*0
2,0,1

Numbers of birds and records by month are listed below:

Jan.	(2)	2	May	(4)	4	Sept.	(4)	2
Feb.	(4)	4	June	(8)	6	Oct.	(3)	3
March	(6)	5	July	(3)	2	Nov.	(0)	0
April	(4)	3	Aug.	(0)	0	Dec.	(5)	3

Gray Partridge*Perdix perdix*¹²
~~16~~,33,3

Numbers of birds and records by month are listed below:

Jan.	(3)	1	May	(34)	15	Sept.	(46)	7
Feb.	(30)	5	June	(6)	5	Oct.	(100)	13
March	(12)	5	July	(19)	5	Nov.	(18)	4
April	(24)	11	Aug.	(36)	8	Dec.	(39)	3

Ring-necked Pheasant*Phasianus colchicus*¹⁹
~~22~~,19,0

Numbers of birds and records by month are listed below:

Jan.	(12)	6	May	(81)	27	Sept.	(33)	8
Feb.	(24)	13	June	(34)	15	Oct.	(18)	5
March	(19)	12	July	(11)	6	Nov.	(20)	8
April	(59)	20	Aug.	(21)	8	Dec.	(21)	2

Spruce Grouse*Dendragapus canadensis*

0,0,0

The only available record is below:

14 May Dyson Cr./Sheep River (4) RWS et al.

Blue Grouse*Dendragapus obscurus*¹
~~0~~,0,0

All available records are listed below:

7 May Sheep River Sanctuary (2) CFNS.
 28 May Sheep River Sanctuary (1) ANW.
 7 Aug. Boulton Creek (1 fem. 3 chicks) CC.

White-tailed Ptarmigan*Lagopus leucurus*

0,0,0

Three records of interest are outside the area.

22 July Plateau Mtn. (2) HWP.
 23 July Headwall Lakes (1 fem. with young) TM.
 13 Aug. Maude Lake (1 with brood) CC.

Ruffed Grouse*Bonasa umbellus*¹⁵
~~13~~,1,18

Numbers of birds and records by month are listed below:

Jan.	(10)	3	May	(34)	13	Sept.	(6)	2
Feb.	(4)	2	June	(7)	4	Oct.	(6)	5
March	(4)	3	July	(0)	0	Nov.	(4)	4
April	(6)	3	Aug.	(13)	3	Dec.	(25)	6

Sharp-tailed Grouse*Tympanuchus phasianellus*¹⁷
~~0~~,1,3

A count of (16) was made N. of Calgary on 23 April DC et al including (6) on a lek. All available records excluding the CBCs and the above are listed below:

2 Jan. Snakes Head CBC - 1982 (5) DC et al.
 24 April Deerfoot Tr. N. (1 pair) CO.
 22 May Big Springs Creek (18) KJ et al.
 25 Sept. Big Hill Springs P.P. (2) ACS.
 16 Oct. WRWC (20 in 1 flock) DC et al.

Sora*Porzana carolina*40
5,0,0

The first spring record was on 30 April at Inglewood/Bruce Lake (1) DE. The last fall record was 13 Aug. Eagle Lake (1) RWS et al. Numbers of birds and records by month are listed below:

Jan.	(0)	0	May	(49)	16	Sept.	(0)	0
Feb.	(0)	0	June	(28)	18	Oct.	(0)	0
March	(0)	0	July	(7)	5	Nov.	(0)	0
April	(1)	1	Aug.	(3)	3	Dec.	(0)	0

American Coot*Fulica americana*168
259,0,0

The first spring record was on 12 April Carburn Park (1) OD. Spring migration peaked on 1 May Irricana (500) ACS. Fall migration peaked on 10 Sept. Sadler Slough and area (1000) JS et al. Numbers of birds and records by month are listed below:

Jan.	(0)	0	May	(2130)	46	Sept.	(2156)	11
Feb.	(0)	0	June	(212)	20	Oct.	(1248)	22
March	(0)	0	July	(582)	14	Nov.	(18)	5
April	(718)	19	Aug.	(651)	10	Dec.	(0)	0

Sandhill Crane*Grus canadensis*

0,0,0

The only record was on 10 Oct. N.E. of Calgary (13) JS.

Black-bellied Plover*Pluvialis squatarola*22
1,0,0

First reported 7 May (4,1,1) at Frank Lake, Chestermere and Namaka SA, DE, JS. The northward migration peak was between 23-28 May with (10) and (15) at Irricana DC, JS. Three other sightings of (11) birds were made by JS, RWS, SJ before the final northward sighting of (2) at Irricana on 4 June JS. Numbers were below normal but the migration dates are in agreement with previous years.

Southward migration started 20 July with (1) at Sadler Slough JS and ended on 23 Oct. with (15) on the MacGregor Lake CFNS trip. The southward figures were also below average although passage timing was about the same as former years. Numbers of birds and records by month are listed below:

Jan.	(0)	0	May	(39)	7	Sept.	(104)	3
Feb.	(0)	0	June	(5)	2	Oct.	(48)	9
March	(0)	0	July	(17)	5	Nov.	(0)	0
April	(0)	0	Aug.	(37)	6	Dec.	(0)	0

Lesser Golden Plover*Pluvialis dominica*1
1,0,0

Northward movement was from 14-28 May with two reports of (3) birds at Irricana JS, DC. Southward movement was from 10 Sept. to 8 Oct. with four reports of (7) JS, JWT, LF. A *fulva* race marked bird was at Namaka Lake on 10 Sept. JS.

Semipalmated Plover*Charadrius semipalmatus*

0,0,0

Northward migration was recorded from 4-26 May with 16 records of (97) birds. A flock of (32) at Frank Lake SA was possibly the largest spring flock ever seen in this area. Another good sized group of (10) was at Glenmore Reservoir on 14 May RFC. Another thirteen records were made south-east and northeast of the city. The last record was of a lone bird spotted on 26 May at Cochrane Lake DC.

Southward migration was from 16 July - 10 Sept. Nineteen records of (128) birds. The largest flocks were: 6 July (20) Irricana JS; 13 July (20) Sadler Slough JS; 18 July (30) Highway 1 & 9 junction slough DC. Scattered individuals were also at Red Deer Lake EES, Cochrane Lake DC and Eagle Lake JB.

Piping Plover*Charadrius melodus*

0,0,0

One of this rare Calgary area species was at Frank Lake on 5 May SA.

Killdeer*Charadrius vociferus*⁹³
73,0,0

Reported from 6 Feb. (2) Calgary-Cominco KJ to 12 Dec. Calgary-Carburn OD. An interesting winter record was made just outside the area on the 1982 Snakes Head CBC (1) SJ et al. Records for this species are very numerous as the species is common and widespread. Most contributors reported it at some time or other during the year. Number of records by month is tabulated below:

Jan.	0	May	64	Sept.	14
Feb.	1	June	34	Oct.	9
March	15	July	2	Nov.	4
April	48	Aug.	28	Dec.	3

American Avocet*Recurvirostra americana*¹³¹
18,0,0

Reported from 23 April (9, 20) Inglewood and Irricana DE, JS to 17 Sept. (7) Irricana JS. Fourteen observers submitted 69 reports on this nester and passage bird. The total birds by month are as follows: April (115), May (907), June, (92), July (530), Aug. (136), Sept. (12). The timing of migration indicated by these figures is very similar to that indicated by the writer's five year shorebird census from 1979 to 1983. The number of birds, however, seem to indicate a drop of numbers but this has not been thoroughly analyzed.

Greater Yellowlegs*Tringa melanoleuca*²
18,0,0

Forty-four reports by eleven observers were received. The monthly total birds are as follows: April (4), May (9), June (1), July (5), Aug. (67), Sept. (51), Oct. (22). On the prairie the spring migration was from 17 April (2) Priddis Slough ACS to 4 May (1) Namaka JS and the fall migration was from 8 July (1) Lake Newell LG to 30 Oct. (1) Eagle Lake ACS. Foothills sightings were as follows: 17 May (1) Sibbald Flats area - acting as if on territory JS; 24 May (2) Winchell and Lost Lake SA; 29 May (2) WRWC SJ.

Lesser Yellowlegs*Tringa flavipes*¹¹
17,0,0

Reported every month from April to Oct. 9 April (1) Inglewood RWS to 28 May (1) Irricana DC were the prairie extreme dates for the northward migration. 25 June (1) Didsbury DS to 16 Oct. (1) Shepard JWT were the southward migration extremes. Eighty-eight reports were received by thirteen observers and the monthly total birds counted are as follows: April (60), May (499), June (6), July (770), Aug. (1440), Sept. (314), Oct. (27).

Solitary Sandpiper*Tringa solitaria*⁶
0,0,0

In the prairie region the extreme dates for the spring and fall are:

1 May	Langdon Slough	(1) EES.
	to	
22 May	Fish Creek P.P.	(1) ACS.
	and	
26 June	Shepard	(1) EES.
	to	
20 Sept.	Inglewood	(1) DE.

The foothills dates are: 24 May (1) Winchell and Lost Lake SA; 24 May (1) WRWC SJ; 29 May (3) WRWC SJ; 31 July (1) Sibbald Flats JS; 28 July (2) Bragg Creek LG.

In all fifty four reports were received from eleven contributors and the total birds seen by month are as follows: May (26), June (1), July (16), Aug. (64), Sept. (13).

Willet*Catoptrophorus semipalmatus*71
18,0,0

The extreme dates were 1 May (2) Priddis Slough EES to 27 Aug. (2) Namaka JS. These dates are slightly later than the expected arrival date and slightly earlier leaving than expected.

There were 76 reports from fourteen contributors. The following are the monthly total birds: April (8), May (359), June (42), July (137), Aug. (40).

Spotted Sandpiper*Actitis macularia*57
145,0,0 145,0,0

Reported from 7 May (1) Sibbald RZ to 15 Sept. (1) Fish Creek P.P. JB. There were one hundred and four reports of (390) birds. Twenty-one observers contributed to the records which gives some idea how widespread this species is. WJFW reported a pair with (3) young on 26 June at the west end of Fish Creek P.P. DC had one very young at Boggy Lake on 17 July.

Upland Sandpiper*Bartramia longicauda*7
2,0,0

All available records are listed below:

11 May	Irricana	(1) JS.
22 May	Big Springs Creek	(4) KJ.
23 May	Irricana	(2) JS.
25 May	Horse Creek Meadow	(2) SJ.
28 May	Shepard	(1) DC.
29 May	Wildcat Hills	(2) JWT.
17 July	Irricana	(4) JS.
27 July	Namaka	(3) JS.

Long-billed Curlew*Numenius americanus*6
0,0,0

Twenty-three records of 87 birds by seven contributors

23 April	Chestermere, Nose Hill, Irricana	(3,1,1) DE, DC, JS.
1 May	Irricana	(5) DC.
4 May	Irricana	(3) JS.
7 May	Chestermere/Namaka	(1,3) DE, JS.
8 May	Irricana	(4) JS.
11 May	Irricana	(2) JS.
14 May	Irricana	(6) JS.
14 May	Chestermere	(11) HWP.
15 May	Balzac	(1) DS.
28 May	Irricana	(5) DC.
29 May	Frank Lake	(1) RWS.
4 June	Irricana	(1) JS.
8 July	Lake Newell	(10) LG.
17 July	Irricana	(1) ACS.
20 July	Sadler Sloughs	(4) JS.
1 Aug.	Fish Creek	(1) DE.
6 Aug.	Irricana	(1) JS.
21-27 Aug.	Namaka Lake	(21) JS.

The late August group of birds contained some birds of the year that were superficially very similar to Whimbrel and in this area it would appear that very close looks are necessary at "short-billed" curlews.

Hudsonian Godwit*Limosa haemastica*

0,0,0

All available records are listed below:

23 April	Chestermere	(4) DE.
24 April	Chestermere	(2) ACS.
30 April	North of airport	(8) SA.
1 May	Irricana	(14) DC.
1 May	Namaka	(7) JS.
11 May	Irricana	(2) JS.
14 May	Irricana	(2) JS.
16 May	Sadler Slough	(2) JS.
27 July	Namaka	(2) JS.

Marbled Godwit*Limosa fedoa*¹²⁸
-29,0,0

Recorded from 23 April (1) Chestermere DE to 10 Sept. (2) Sadler Slough JS. Numbers of birds and records by month are listed below:

Jan.	(0)	0	May	(850)	40	Sept.	(3)	3
Feb.	(0)	0	June	(99)	8	Oct.	(0)	0
March	(0)	0	July	(697)	11	Nov.	(0)	0
April	(55)	8	Aug.	(22)	14	Dec.	(0)	0

Ruddy Turnstone*Arenaria interpres*

0,0,0

From 8 Aug. to 17 Sept. up to (3) birds could be seen at the spit on the east side of Namaka Lake JS, DC.

Sanderling*Calidris alba*³⁰⁰
-8,0,0

Northward passage was from 7 May to 4 June and as is usual in this area the peak occurred between the last week of May and the first week of June. A large flock seen this year of (300) was at Frank Lake on 29 May RWS. Returning birds were from 16 July (13) Irricana JS to 10 Oct. (20) Strathmore JS. There were only five contributors for the species which is somewhat surprising as the bird is so obvious particularly in the winter plumage. In breeding plumage it might be confused with Baird's Sandpiper but as the name implies, it is so white in nonbreeding plumage that it is hard to overlook around certain sloughs and lakes of the area. The writer has frequently found it at the large slough just west of the town of Strathmore and at the spit on the east side of Namaka.

Semipalmated Sandpiper*Calidris pusilla*¹¹²
-9,0,0

Reported from 1 May (8) McElroy slough EES to 4 June (7) Irricana JS for the northward migration. Southward migration dates are from 9 July (27) Namaka JS to 17 Sept. (20) Namaka JS. Ten day averages are as follows:

	<u>1- 10</u>	<u>11-20</u>	<u>21-30/31</u>
May	(76)	(316)	(126)
June	(7)	(0)	(0)
July	(27)	(109)	(35)
Aug.	(75)	(151)	(155)
Sept.	(9)	(20)	(0)

Maxima:

Northward - 11 May (1000) Irricana

Southward - 13 Aug. (1000) Sadler Slough

Fifty reports were received from ten contributors. It becomes evident that this species is well spread out as many of the reports were of small flocks.

Western Sandpiper*Calidris mauri*

0,0,0

Six reports of (12) birds were received and the dates are as follows:

20	July	Sadler Slough	(1)	JS.
13	Aug.	Eagle Lake	(3)	RWS.
13	Aug.	Sadler Slough	(4)	JS.
14	Aug.	Langdon Slough	(1)	DE (description)
15	Aug.	Eagle Lake Slough	(1)	DC (description)
27	Aug.	Sadler Slough	(2)	JS.

Least Sandpiper*Calidris pusilla*³
0,0,0

The northward passage lasted from 23 April (1) Inglewood DE to 28 May (3) Didsbury DS. The return passage was from 9 July (52) Namaka JS to 18 Sept. (1) Namaka, ACS. Ten day averages are as follows:

	<u>1 - 10</u>	<u>11 - 20</u>	<u>21 - 30/31</u>
April	(0)	(0)	(6)
May	(13)	(30)	(8)
June	(0)	(0)	(0)
July	(52)	(14)	(16)
Aug.	(57)	(21)	(15)
Sept.	(25)	(1)	(0)

Maxima flock size

Northward migration 7 May (39) Namaka

Southward migration 13 Aug. (92) Sadler Slough area.

Eight contributors submitted 77 reports.

White-rumped Sandpiper*Calidris fuscicollis*¹
0,0,0

There are two records on the following dates:

23 May	Irricana	(1) JS.
28 May	Irricana	(1) DC (description).

Baird's Sandpiper*Calidris bairdii*¹¹⁴
0,0,0

Northward migration was from 24 April (30) Chestermere EES to 4 June (16) Irricana JS. The southward migration was from 9 July (11) Namaka JS to 23 Oct. (1) Cochrane Lake DC (description available for this late date). Maxima flock sizes were (42) for the spring passage on 5 May JS and (200) for the southward passage on 13 Aug. DC. Nine contributors submitted 48 reports. Ten day averages are as follows:

	<u>1 - 10</u>	<u>11 - 20</u>	<u>21 - 30/31</u>
April	(0)	(0)	(15)
May	(11)	(4)	(29)
June	(12)	(0)	(0)
July	(0)	(56)	(24)
Aug.	(77)	(71)	(56)
Sept.	(165)	(99)	(0)
Oct.	(0)	(0)	(1)

Pectoral Sandpiper*Calidris melanotos*²⁴
0,0,0

Northward migration was reported from 1 May (1) Langdon EES to 28 May (20) Irricana DC. Southward migration was from 9 July (2) Namaka JS to 30 Sept. (4) Eagle Lake ACS. Twelve contributors submitted 35 reports.

Maxima:

Northward migration 14 May (41) Irricana JS.

Southward migration 16 July (190) Irricana JS.

Ten day averages are as follows:

	<u>1 - 10</u>	<u>11 - 20</u>	<u>21 - 30/31</u>
May	(3)	(30)	(16)
June	(0)	(0)	(0)
July	(2)	(94)	(7)
Aug.	(8)	(7)	(12)
Sept.	(10)	(25)	(3)

Dunlin*Calidris alpina*

0,0,0

Two reports:

7 May	Frank Lake	(2) SA.
14 May	Irricana	(4) KJ.

Stilt Sandpiper*Calidris himantopus*0
3,0,0

Northward passage was from 11 May (15) Irricana JS to 23 May (30) Irricana JS. Southward passage was from 9 July (3) JS to 17 Sept. (5) Irricana JS.

Maxima: northward (30) on 23 May
southward (380) on 17 August at Sadler and nearby sloughs JS.

Ten day averages are as follows:

	<u>1 - 10</u>	<u>11 - 20</u>	<u>21 - 30/31</u>
May	(0)	(17)	(30)
June	(0)	(0)	(0)
July	(3)	(32)	(18)
Aug.	(7)	(48)	(250)
Sept.	(114)	(5)	(0)

Only four contributors submitted 23 reports and the vast majority of these reports were from the writer who was on the fifth year of regular counting of shorebirds in the area.

Buff-breasted Sandpiper*Tryngites subruficollis*

0,0,0

One report with a description was supplied by DC for a bird sighted at Namaka Lake on 15 Aug. initially by HWP et al.

Ruff*Philomachus pugnax*

0,0,0

On 13 Aug. (2) very well marked birds were at a large slough near the junction of Highway 1 and Highway 9. The writer and MS had a very good view of these two birds for over an hour and called the Calgary CFNS 'Hot Line' so that others could see these rare birds. However no other reports are available.

Short-billed Dowitcher*Limnodromus griseus*

0,0,0

Only 15 reports of (105) birds by 4 contributors. Maxima - north (32) on 7 May and south (33) on 20 July. The northward movement was only recorded on 7 May with the (32) at Frank Lake SA and the southward movement was recorded from 9 July (2) Namaka JS to 3 Sept. (1) Irricana JS.

There is evidently a problem in identifying this species here in the Calgary area. The new Field Guide to The Birds of North America by the National Geographic Society has some excellent information on how to separate this species from our common Long-billed Dowitcher. Claudia Wilds in the Audubon Society Master Guide to Birding also has some excellent helpful hints as to the separation of the two species. The necessary knowledge to separate the two species has been evolving rapidly in the last few years and these two guides will be invaluable for those who wish to advance their skills in this field.

Long-billed Dowitcher*Limnodromus scolapaceus*0
1,0,0

Northward migration was from 3 April (10) Inglewood DE to 26 May (2) Cochrane Lake DC. Maximum was on 8 May (210) Irricana JS. Southward migration was from 9 July (34) Namaka JS to 16 Sept. (180) JWT.

Maxima 16 July Irricana (263) JS.
6 Aug. Irricana (379) JS.
17 Sept. Irricana (150 - all young) JS.

Thirty-nine reports by six contributors. Ten day averages are as follows:

	1 - 10	11 - 20	21 - 30/31
April	(0)	(0)	(10)
May	(60)	(93)	(51)
June	(0)	(0)	(0)
July	(34)	(221)	(179)
Aug.	(190)	(69)	(264)
Sept.	(57)	(77)	(180)

Common Snipe*Gallinago gallinago*61
25,0,0

Recorded from 21 April (2) Water Valley CH to 16 Oct. (4) WRWC DC. Winnowing was heard at Lost Lake 23 April (1) AW. A nest with three eggs was found at Boggy Lake 17 July by DC. Birds were commonly noted throughout the summer in suitable habitat.

Maxima 24 April Namaka (5) DC.
28 May Irricana (20) DC.
27 July Namaka (5) JS
2 Oct. Fish Creek (5) EES.

Reported by 16 contributors who submitted 90 reports.

Wilson's Phalarope*Phalaropus tricolor*177
289,0,0

Reported from 24 April (7) Namaka JS to 3 Sept. (6) Irricana JS. Fifty-seven reports from twelve contributors were received.

Maxima 28 May Irricana (100) DC.
4 June Irricana (100) JS.
30 July Strathmore (367) JS.
6 Aug. Irricana (354) JS.

Red-necked Phalarope*Phalaropus fulicaria*30
0,0,0

Northward migration was reported from 11 May (4) Irricana JS to 4 June (7) Irricana JS. Maximum: 1 June (30) Cochrane Lake SJ.

Southward movement was from 16 July (16) Irricana JS to 17 Oct. (10) Sadler Slough area JS. Maxima: Sadler Slough area - 20 July (27) 27 August (30), 10 Sept. (16) JS. Nineteen reports were received from four contributors.

Red Phalarope*Phalaropus lobatus*

0,0,0

One bird at Eagle Lake on 10 Sept. JS. The writer has seen this species four times during a shorebird study over 270 counts east of Calgary. In two cases the birds were swimming with Bonaparte's Gulls which gather at Eagle and Namaka Lakes. Both of these birds were in winter plumage and were not difficult to identify. Observers who are desirous of seeing this species stand the best chance by setting up a telescope and carefully scan lakes where Bonaparte's Gulls are feeding on the surface. Any phalarope seen in Oct. should be carefully observed as Wilson's Phalarope is mostly gone by the end of Aug. and Red-necked Phalarope is gone by the third week of Sept. The Red Phalarope is well known to occur in the interior during late fall.

Jaeger*Stercorarius ?*

0,0,0

One unidentified jaeger was at Eagle Lake on 5 Nov. RWS. The most frequently identified jaeger in this area is the Parasitic Jaeger (*Stercorarius parasiticus*).

Franklin's Gull*Larus pipixcan*¹²⁵
95,0,0

First recorded 21 April (3) Fish Creek P.P. EES and last recorded 16 Oct, (1 adult) Irricana JS. Ninety-one reports were received from eleven contributors. This common prairie nesting gull is infrequently seen in the city but at some of the irrigation lakes such as Namaka and Eagle large flocks gather in the fall. Some maxima examples are:

15 Aug.	Eagle Lake	(500)	DC.
18 Aug.	Namaka Lake	(500)	DC.
13 Sept.	Inglewood	(500)	DE.

Inglewood is one place in the city that is excellent for those who would like to study the field marks of both young and adult.

Bonaparte's Gull*Larus philadelphia*¹¹
1,0,0

This species was recorded from 24 April (1) Namaka Lake JS to 5 Nov. (11) Chestermere Lake CC. On 10 Sept. (400) were counted at Eagle Lake JS and numbers up to (200) were still there on 30 Oct. ACS. As usual, most of the Eagle Lake birds were adults. Only seven contributors reported on this species which is a fairly common bird east of the city.

Ring-billed Gull*Larus delawarensis*¹⁹⁸
159,0,0

Reported from 12 March (1) Southwood ACS to 20 November (3) Calgary JS. As expected this is one of the most frequently reported birds in our area as it is so common around the city. Noteworthy large flocks were (2000) on 19 Oct. at the Glenmore Reservoir DC and (1000) on 6 Nov. at the same location DC.

California Gull*Larus californicus*¹¹⁸
1197,0,0

Reported from 20 March (1) Sibbald Flats area JS to 5 Nov. (2) Inglewood CC. Most birds moved out by the end of Aug. and most recorded after that were birds of the year. (4) chicks were sighted at a pond SE of Calgary on 26 June by LG. A flying immature (1) was at Cochrane Lake on 13 Aug. DC. Thirteen contributors submitted seventy-nine reports.

Maxima	10 April	Inglewood	(800)	ACS.
	16 April	Inglewood	(2000)	DE.
	9 July	Namaka Lake	(200)	JS.
	14 Aug.	Inglewood	(50)	ACS.

Herring Gull*Larus argentatus*¹
0,0,0

Northward migration was from 30 March (2) Carburn OD to 6 June (1 imm.) Fish Creek P.P. LG. Maximum: Chestermere (80) 17 April ACS.

Southward migration was from 19 Aug. (2) Inglewood ANW to 23 Nov. (1) Carburn OD. Maximum: Inglewood (11) 19 Nov. ACS. Fifty two reports were received from eleven contributors. Following are the ten day averages:

	<u>1 - 10</u>	<u>11 - 20</u>	<u>21 - 30/31</u>
March	(0)	(0)	(2)
April	(11)	(22)	(4)
May	(22)	(5)	(2)
June	(1)	(0)	(0)
July	(0)	(0)	(0)
Aug.	(0)	(2)	(1)
Sept.	(1)	(1)	(0)
Oct.	(1)	(2)	(2)
Nov.	(1)	(6)	(1)

Glaucous-winged Gull*Larus glaucescens*

0,0,0

An immature was at Namaka Lake from 6 Aug. to 21 Aug. and was well studied on three occasions JS, MS, RB, DE.

Glaucous Gull*Larus hyperboreus*

0,0,0

One of this species was at Carburn Park from 7 April to 13 April ACS, OD. Description available from ACS and photograph available from JS.

Common Tern*Sterna hirundo*¹⁰
4,0,0

Reported from 24 April (3) Namaka JS to 10 Oct. (1) Vermillion Lakes EES. Some maxima examples are as follows:

24 April	Irricana	(3)	DC.
28 May	Irricana	(10)	DC.
4 June	Irricana	(4)	JS.
8 July	Namaka	(15)	JS.
18 Aug.	Namaka	(5)	JS.
18 Sept.	Namaka	(10)	ACS.
10 Oct.	Namaka	(1)	EES.

Forster's Tern*Sterna forsteri*¹
0,0,0

Noted from 28 May (1) Irricana DC to 17 Sept. (30) Namaka JS. Only ten reports by three observers.

Black Tern*Chlidonias niger*²⁵⁴
85,0,0

Recorded from 28 May (1) Irricana JS to 17 Sept. (2) Irricana JS. Sixty-five reports from sixteen observers.

Maxima	5 June	Fish Creek P.P.	(100)	JWT.
	31 July	Namaka Lake	(100)	KJ, GS.

Rock Dove*Columbia livia*¹⁴⁴
121,473,63

Numbers of birds and records by month are listed below:

Jan.	(163)	15	May	(224)	20	Sept.	(78)	9
Feb.	(66)	12	June	(118)	19	Oct.	(80)	11
March	(278)	17	July	(106)	9	Nov.	(68)	68
April	(139)	11	Aug.	(87)	13	Dec.	(119)	6

Mourning Dove*Zenaida macroura*¹⁸
18,0,0

First record 8 May Irricana (2) JS. Last record was 1 Oct. Gladys/Dalemead (1) RWS. Numbers of birds and records by month are listed below:

Jan.	(0)	0	May	(25)	10	Sept.	(5)	2
Feb.	(0)	0	June	(30)	19	Oct.	(1)	1
March	(0)	0	July	(17)	11	Nov.	(0)	0
April	(0)	0	Aug.	(24)	11	Dec.	(0)	0

Great Horned Owl*Bubo virginianus*2
1,16,3

Numbers of birds and records by month are listed below:

Jan. (5)	2	May (20)	13	Sept. (0)	0
Feb. (11)	9	June (9)	4	Oct. (4)	4
March (13)	10	July (4)	3	Nov. (10)	8
April (19)	12	Aug. (6)	6	Dec. (11)	4

Snowy Owl*Nyctea scandiaca*

0,1,0

Numbers of birds and records by month are listed below:

Jan. (6)	3	May (0)	0	Sept. (0)	0
Feb. (21)	9	June (0)	0	Oct. (0)	0
March (6)	4	July (0)	0	Nov. (0)	0
April (0)	0	Aug. (0)	0	Dec. (0)	0

Northern Hawk-Owl*Surnia ulala*

0,0,0

All available records are listed below:

1 Jan. WRWC CBC (1982)	(2) JJP.
2 Jan. Snakes Head CBC (1982)	(2) SJ.
1-12 March Water Valley	(1) CH.
26 Mar. Water Valley	(1) DC, CH.

Northern Pygmy Owl*Glaucidium gnoma*

0,0,0

All available records are listed below:

1 Jan. WRWC CBC (1982)	(1) JJP.
23 March Water Valley	(1) CH.
28 March Water Valley	(1) CH.
29 March Water Valley	(1) CH.
11 April Water Valley	(1) CH.
18 April Water Valley	(1) CH.
20 April Water Valley	(1) CH.
13 Nov. Water Valley	(1) CH.
19 Nov. Water Valley	(1) CH, RWS.
20 Nov. Water Valley	(1) CH.

Burrowing Owl*Athene cunicularia*

0,0,0

All available records are listed below:

7 May Namaka	(4) JS.
11 May Irricana/Namaka	(4) JS.
12 May Shepard/Priddis	(2) ACS.
4 June Irricana	(1) JS.
17 July Irricana	(4) JS.

Barred Owl*Strix varia*1
1,0,0

All available records are listed below:

1 Jan. WRWC CBC (1982)	(1) JJP.	21 Aug. Water Valley	(1) CH.
22 Jan. Fish Creek P.P.	(1) OD.	25 Aug. Water Valley	(2) CH.
27 Feb. Fish Creek P.P.	(1) ACS.	30 Aug. Water Valley	(1) CH.
11 March Water Valley	(1) CH.	2 Sept. Water Valley	(1) CH.
31 March Water Valley	(1) CH.	13 Oct. Water Valley	(1) CH.
17 May Sibbald Flats	(1) JS.	18 Dec. Bragg Creek	(1) OP.
6 June Fish Creek P.P.	(1) LG.		

Great Gray Owl*Strix nebulosa*³
3,0,0,

Numbers of birds and records by month are listed below:

Jan.	(4)	2	May	(8)	7	Sept.	(1)	1
Feb.	(0)	0	June	(38)	17	Oct.	(5)	4
March	(1)	1	July	(10)	4	Nov.	(1)	1
April	(6)	4	Aug.	(12)	4	Dec.	(2)	2

The majority of records were from Water Valley.

Long-eared Owl*Asio otus*¹
1,0,0,

All available records are listed below:

16 April	Inglewood Bird Sanctuary	(1)	WJFW.
28 May	WRWC	(1)	SJ.
28 June	DeWinton	(1)	D & PS.

Short-eared Owl*Asio flammeus*⁰
1,0,0,

All available records are listed below:

6 May	Nose Hill	(1)	CO.
28 May	Little Fish Lake	(1)	DE.
11 June	Sundre	(1)	DE.
20 Aug.	Namaka Lake	(1)	DE.
28 Oct.	Fish Creek	(1)	EES.
5 Dec.	Crossfield	(1)	CH.
17 Dec.	Horseshoe Canyon CBC	(1)	RWS.

Northern Saw-Whet Owl*Aegolius acadicus*

0,0,1

All available records are listed below:

4 April	Water Valley	(1 calling)	CH.
11 April	Water Valley	(1 calling)	CH.
13 April	Sibbald Flats	(9 calling)	JS, RWS, KJ.
14 April	WRWC	(1 calling)	SJ.
15 April	Weaselhead	(1 calling)	DC.
19 April	WRWC	(1 calling)	SJ.
23 April	Winchell Lake	(3)	ANW.
23 April	WRWC	(1 calling)	ANW.
30 April	WRWC	(1 calling)	SJ.

Common Nighthawk*Chordeiles minor*

0,0,0

All available records are listed below:

31 May	WRWC	(1)	SJ.
12 June	Fish Creek P.P. west	(1)	WJFW.
15 June	Water Valley	(1)	CH.
18 June	Longview	(1)	EES.
27 June	West of Longview	(1)	DC.
31 July	Sibbald Flats	(2)	JS.
28 Aug.	Sibbald Flats/Banff	(3)	JS.

Black Swift*cypseloides niger*

0,0,0

The only record was from the Banff N.P. nesting area:

25 June	Johnston Canyon	(5)	DE, KJ.
---------	-----------------	-----	---------

Ruby-throated Hummingbird*Archilochus colubris*

0,0,0

All available records are listed below:

5 June	Water Valley	(1)	CH.
15 June	Water Valley	(1)	CH.
14 Aug.	North Haven	(1)	J & GMcC
16 Aug.	Water Valley	(2)	CH.
16 Aug.	Lakeview	(1)	DC.
17 Aug.	North Haven	(1)	J & GMcC
18 Aug.	North Haven	(1)	J & GMcC
22 Aug.	Inglewood Sanctuary	(1)	DE.
22 Aug.	North Haven	(1)	J & GMcC
27 Aug.	Water Valley	(1)	RWS.
31 Aug.	Water Valley	(2)	CH.
1-5 Sept.	Water Valley	(1)	CH.

Calliope Hummingbird*Stellula calliope*

0,0,0

All available records are listed below:

30 May	Mt. Yamnuska	(5)	SA.
4 June	Bow Valley P.P.	(1 male)	HWP.
6 June	Bow Valley P.P.	(1)	DE.
26 June	Bow Valley P.P.	(1)	DE.
27 June	Highwood BBS	(1)	DC.

Rufous Hummingbird*Selasphorus rufus*

0,0,0

Numbers of birds and records by month are listed below:

Jan.	(0)	0	May	(1)	1	Sept.	(2)	2
Feb.	(0)	0	June	(15)	7	Oct.	(0)	0
March	(0)	0	July	(0)	0	Nov.	(0)	0
April	(0)	0	Aug.	(16)	11	Dec.	(0)	0

Belted Kingfisher*Ceryle alcyon*⁶
7,1,0

Numbers of birds and records by month are listed below:

Jan.	(5)	5	May	(15)	12	Sept.	(23)	15
Feb.	(5)	5	June	(20)	13	Oct.	(4)	4
March	(2)	2	July	(11)	7	Nov.	(5)	5
April	(3)	3	Aug.	(28)	23	Dec.	(2)	2

Yellow-bellied Sapsucker*Sphyrapicus varius*²³
24,0,0

Numbers of birds and records by month are listed below:

Jan.	(0)	0	May	(27)	11	Sept.	(0)	0
Feb.	(0)	0	June	(21)	16	Oct.	(0)	0
March	(0)	0	July	(14)	7	Nov.	(0)	0
April	(1)	1	Aug.	(13)	7	Dec.	(0)	0

Red-breasted Sapsucker*Sphyrapicus ruber*

0,0,0

The only record of this accidental species in Alberta is given below:

2 Aug.	Waterton N.P.	(1 description)	DE.
--------	---------------	-----------------	-----

Downy Woodpecker*Picoides pubescens*¹²
13,41,26

Numbers of birds and records by month are listed below:

Jan.	(52)	18	May	(16)	10	Sept.	(17)	18
Feb.	(30)	21	June	(20)	10	Oct.	(33)	22
March	(33)	10	July	(14)	8	Nov.	(36)	22
April	(22)	12	Aug.	(38)	18	Dec.	(52)	17

Hairy Woodpecker*Picoides villosus*⁸
6,12,7

Numbers of birds and records by month are listed below:

Jan.	(26)	4	May	(2)	2	Sept.	(5)	5
Feb.	(9)	8	June	(15)	9	Oct.	(12)	9
March	(15)	9	July	(4)	3	Nov.	(15)	12
April	(13)	8	Aug.	(13)	7	Dec.	(16)	10

Three-toed Woodpecker*Picoides tridaactylus*²
2,3,7

Numbers of birds and records by month are listed below:

Jan.	(6)	2	May	(0)	0	Sept.	(0)	0
Feb.	(5)	3	June	(3)	2	Oct.	(2)	2
March	(1)	1	July	(10)	3	Nov.	(1)	1
April	(4)	1	Aug.	(1)	1	Dec.	(0)	0

Black-backed Woodpecker*Picoides arctus*

0,0,1

All available records are listed below:

1 Jan.	WRWC CBC (1982)	(1)	JJP.
14 March	Water Valley	(1)	CH.
11 Nov.	Millarville	(1)	RWS.

Northern Flicker*Colaptes auratus*⁶²
62,6,4

Numbers of birds and records by month are listed below:

Jan.	(6)	5	May	(134)	35	Sept.	(77)	27
Feb.	(9)	6	June	(61)	34	Oct.	(9)	5
March	(9)	6	July	(54)	18	Nov.	(4)	4
April	(56)	30	Aug.	(98)	26	Dec.	(2)	2

Pileated Woodpecker*Dryocopus pileatus*²
2,0,6

Numbers of birds and records by month are listed below:

Jan.	(8)	2	May	(5)	5	Sept.	(0)	0
Feb.	(4)	3	June	(6)	6	Oct.	(0)	0
March	(1)	1	July	(0)	0	Nov.	(1)	1
April	(3)	3	Aug.	(0)	0	Dec.	(2)	2

Olive-sided Flycatcher*Contopus borealis*10
7,0,0,

All available records are listed below:

30 May	Mt. Yamnaska	(4)	SA.
3 June	Water Valley	(2)	RWS.
5 June	Fish Creek P.P.	(1)	ACS.
6 June	Fish Creek P.P.	(2)	LG.
12 June	Fish Creek P.P.	(2)	WJFW.
18 June	Brown Lowery	(2)	ACS.
25 June	Fish Creek P.P.	(1)	LG.
27 June	Highwood	(1)	DC.
5 July	Weaselhead	(1)	WJFW.
9 July	Fish Creek P.P.	(1)	ACS.
10 July	Brown Lowery	(1)	ACS.
14 Aug.	Inglewood	(1)	ACS.
31 Aug.	Lowery Gardens	(2)	JWT.

Western Wood-Peezee*Contopus sordidulus*125
76,0,0

Numbers of birds and records by month are listed below:

Jan.	(0)	0	May	(18)	12	Sept.	(6)	5
Feb.	(0)	0	June	(159)	40	Oct.	(0)	0
March	(0)	0	July	(66)	17	Nov.	(0)	0
April	(0)	0	Aug.	(77)	21	Dec.	(0)	0

Yellow-bellied Flycatcher*Empidonax flaviventris*

0,0,0

Only one available record:

14 Sept. Inglewood (1) DE.

This bird was calling and a description is included in the appendix.

Alder Flycatcher*Empidonax alnorum*

0,0,0

Numbers of birds and records by month are listed below:

Jan.	(0)	0	May	(1)	1	Sept.	(0)	0
Feb.	(0)	0	June	(41)	16	Oct.	(0)	0
March	(0)	0	July	(34)	6	Nov.	(0)	0
April	(0)	0	Aug.	(8)	5	Dec.	(0)	0

Willow Flycatcher*Empidonax traillii*

0,0,0

All available records are listed below:

11 June	Sundre	(2)	EES.
18 June	Scott Lake	(1)	JWT.
25 June	Bow Valley	(1)	calling) DE.
25 June	Didsbury	(1)	DS.
26 June	Bow Valley	(2)	calling) DE.
27 June	Highwood BBS	(1)	DC.
30 June	Weaselhead	(2)	calling) DE.

Least Flycatcher*Empidonax minimus*¹⁷⁷
140,0,0

Numbers of birds and records by month are listed below:

Jan.	(0)	0	May	(14)	8	Sept.	(3)	3
Feb.	(0)	0	June	(176)	34	Oct.	(0)	0
March	(0)	0	July	(43)	17	Nov.	(0)	0
April	(0)	0	Aug.	(57)	23	Dec.	(0)	0

Dusky Flycatcher*Empidonax oberholseri*⁸
8,0,0

All available records are listed below:

30 May	Mt. Yamnuska area	(1)	SA.
4 June	Bow Valley P.P.	(1)	DE.
6 June	Bow Valley P.P.	(1)	DE.
10 June	Sibbald Flats	(1)	JS.
27 June	Highwood BBS	(3)	DC.
9 July	Fish Creek P.P.	(1)	ACS.
7 Aug.	Fish Creek P.P.	(1)	EES.

Western Flycatcher*Empidonax difficilis*

0,0,0

All available records are listed below:

22 May	Glenmore Reservoir	(1)	RFC.	
4 June	Brown-Lowery N.A.	(1)	EES.	
11 June	Calgary/Longview/Priddis	(2)	ACS.	
11 June	Fish Creek P.P.	(1)	WJFW.	
19 June	Fish Creek P.P.	(1)	calling) WJFW	description in appendix.
23 June	Fish Creek P.P.	(1)	JT.	
27 June	Highwood BBS	(2)	DC.	
10 July	Johnsons Canyon	(1)	at nest) CC.	
10 July	Grotto Canyon	(1)	calling) DC.	

Eastern Phoebe*Sayornis phoebe*¹⁷
17,0,0

Numbers of birds and records by month are listed below:

Jan.	(0)	0	May	(5)	5	Sept.	(1)	1
Feb.	(0)	0	June	(10)	8	Oct.	(0)	0
March	(0)	0	July	(3)	3	Nov.	(0)	0
April	(0)	0	Aug.	(2)	2	Dec.	(0)	0

Say's Phoebe*Sayornis saya*⁰
4,0,0

Numbers of birds and records by month are listed below:

Jan.	(0)	0	May	(19)	8	Sept.	(1)	1
Feb.	(0)	0	June	(2)	1	Oct.	(0)	0
March	(0)	0	July	(4)	3	Nov.	(0)	0
April	(1)	1	Aug.	(8)	5	Dec.	(0)	0

Western Kingbird*Tyrannus verticalis*⁸
9,0,0

Numbers of birds and records by month are listed below:

Jan.	(0)	0	May	(3)	2	Sept.	(0)	0
Feb.	(0)	0	June	(4)	3	Oct.	(0)	0
March	(0)	0	July	(34)	9	Nov.	(0)	0
April	(0)	0	Aug.	(27)	9	Dec.	(0)	0

Eastern Kingbird*Tyrannus tyrannus*⁴⁶
45,0,0

Numbers of birds and records by month are listed below:

Jan.	(0)	0	May	(2)	2	Sept.	(3)	2
Feb.	(0)	0	June	(80)	30	Oct.	(0)	0
March	(0)	0	July	(95)	17	Nov.	(0)	0
April	(0)	0	Aug.	(157)	27	Dec.	(0)	0

Horned Lark*Eremophila alpestris*²⁶
26,0,5

Recorded for every month except Jan. and Nov. with highest counts in March and April. No reports of breeding. Numbers of birds and records by month are listed below:

Jan.	(0)	0	May	(107)	16	Sept.	(6)	3
Feb.	(73)	7	June	(50)	4	Oct.	(57)	6
March	(349)	14	July	(67)	6	Nov.	(0)	0
April	(302)	15	Aug.	(20)	2	Dec.	(140)	4

Tree Swallow*Tachycineta bicolor*¹⁶⁷
297,0,0

Seen from 18 April (1) JMacK to 5 Sept. (1) DS. Breeding confirmed J&GMcC. Numbers of birds and records by month are listed below:

Jan.	(0)	0	May	(713)	56	Sept.	(1)	1
Feb.	(0)	0	June	(302)	43	Oct.	(0)	0
March	(0)	0	July	(107)	16	Nov.	(0)	0
April	(132)	9	Aug.	(42)	3	Dec.	(0)	0

Violet-Green Swallow*Tachycineta thalassina*

0,0,0

There were only three records:

17 May	Fish Creek P.P.	(1)	EES.
5 June	Nordeg	(4)	RZ.
17 July	Smith Dorrien	(6)	CC.

Northern Rough-winged Swallow*Stelgidopteryx serripennis*⁶⁷
68,0,0

Seen from 30 April (1) DE to 13 Aug. (1) RWS et al. No reports of breeding. Numbers of birds and records by month are listed below:

Jan.	(0)	0	May	(156)	15	Sept.	(0)	0
Feb.	(0)	0	June	(99)	21	Oct.	(0)	0
March	(0)	0	July	(33)	8	Nov.	(0)	0
April	(1)	1	Aug.	(14)	3	Dec.	(0)	0

Bank Swallow*Riparia riparia*¹⁵⁵
175,0,0

Seen from 11 May (2) JS et al to 3 Sept. (1) JS et al. No reports of breeding. Numbers of birds and records by month are listed below:

Jan.	(0)	0	May	(207)	13	Sept.	(1)	1
Feb.	(0)	0	June	(88)	10	Oct.	(0)	0
March	(0)	0	July	(161)	7	Nov.	(0)	0
April	(0)	0	Aug.	(30)	5	Dec.	(0)	0

Cliff Swallow*Hirundo pyrrhonota*²⁵⁷
257,0,0

Seen from 11 May (100) JS et al until 21 Aug. (4) JS et al. No breeding reports. Numbers of birds and records by month are listed below:

Jan.	(0)	0	May	(409)	8	Sept.	(0)	0
Feb.	(0)	0	June	(937)	8	Oct.	(0)	0
March	(0)	0	July	(457)	9	Nov.	(0)	0
April	(0)	0	Aug.	(40)	4	Dec.	(0)	0

Barn Swallow*Hirundo rustica*²³⁵
147,0,0

Seen from 1 May (1) EES to 18 Sept. (3) WJFW. No breeding reports. Numbers of birds and records by month are listed below:

Jan.	(0)	0	May	(305)	37	Sept.	(202)	10
Feb.	(0)	0	June	(244)	38	Oct.	(0)	0
March	(0)	0	July	(146)	17	Nov.	(0)	0
April	(0)	0	Aug.	(301)	16	Dec.	(0)	0

Gray Jay*Perisoreus canadensis*⁶
6,1,25

Seen every month of the year. First record for the Calgary CBC was in 1982 (2); the species was recorded again in 1983 (1). (125) established a new ten year high for WRWC CBC. No breeding reports. Numbers of birds and records by month are listed below:

Jan.	(98)	5	May	(13)	7	Sept.	(4)	1
Feb.	(24)	6	June	(18)	6	Oct.	(40)	7
March	(15)	6	July	(13)	4	Nov.	(14)	5
April	(3)	2	Aug.	(16)	5	Dec.	(130)	7

Steller's Jay*Cyanocitta stelleri*

0,0,0

Despite being considered a "mountain" species, several sightings of solitary individuals occurred between Oct. and Dec. One bird visited a feeder south of Fish Creek P.P. from 15 Oct. through 7 Dec. RP. There were no records in 1982.

19 Oct.	Water Valley	(1)	CH.
20 Oct.	Water Valley	(1)	CH.
21 Oct.	Water Valley	(1)	CH.
18 Nov.	Fish Creek P.P.	(1)	RWS et al.
19 Nov.	Fish Creek P.P.	(1)	KJ, GS.
20 Nov.	Fish Creek P.P.	(1)	WJFW.
23 Nov.	Fish Creek P.P.	(1)	JWT.

Blue Jay*Cyanocitta cristata*²
2,2,23

Seen every month of the year. Whereas in 1982 most Calgary records were from Fish Creek P.P., 1983 sightings are much more widely distributed. (23) on the WRWC CBC represents a new high total. Numbers of birds and records by month are listed below:

Jan.	(28)	6	May	(4)	3	Sept.	(29)	10
Feb.	(19)	10	June	(5)	2	Oct.	(55)	16
March	(23)	13	July	(2)	1	Nov.	(58)	15
April	(6)	5	Aug.	(45)	10	Dec.	(47)	12

Clark's Nutcracker*Nucifraga columbiana*

0,0,0

One bird was seen on the 1982 WRWC CBC. This year birds were seen as close to Calgary as Sibbald Flats. All available records are listed below:

1 Jan.	WRWC CBC 1982	(1)	JJP et al.
5 April	Sibbald Flats	(1)	JS et al.
15 April	Beaupre Hill	(5)	SJ et al.
7 May	Sibbald/Kananaskis	(3)	RZ.

Black-billed Magpie*Pica pica*²⁰⁰
199,584,199

Undoubtedly more frequently seen than recorded. There were 8 records of 100 or more birds seen in a day. Nest building activities were first observed on 26 Jan. JWT, and young were seen on 11 June DS. Numbers of birds and records by month are listed below.

Jan.	(753)	33	May	(748)	62	Sept.	(258)	26
Feb.	(451)	37	June	(389)	42	Oct.	(569)	40
March	(569)	41	July	(426)	24	Nov.	(308)	39
April	(734)	51	Aug.	(334)	30	Dec.	(1098)	25

American Crow*Corvus brachyrhynchos*²⁰²
257,2,5

Seen year-round though numbers were low in winter. Huge flocks were seen in Sept.: (500) JS et al; (100) KM; (300) JS; the highest count was at the University of Calgary (1600) on 29 Sept. JJP. No breeding reports. Numbers of birds and records by month are listed below:

Jan.	(29)	8	May	(772)	57	Sept.	(2875)	27
Feb.	(22)	7	June	(322)	46	Oct.	(21)	12
March	(301)	25	July	(388)	23	Nov.	(5)	4
April	(638)	41	Aug.	(298)	24	Dec.	(20)	5

Common Raven*Corvus corax*⁵⁶
55,90,140

Observed year-round, but more numerous in winter. No reports of breeding. Numbers of birds and records by month are listed below:

Jan.	(199)	17	May	(91)	24	Sept.	(7)	4
Feb.	(90)	20	June	(57)	28	Oct.	(36)	13
March	(92)	21	July	(14)	6	Nov.	(79)	17
April	(49)	10	Aug.	(38)	12	Dec.	(362)	20

Black-capped Chickadee*Parus atricapillus*²⁴
21,360,486

There are records for each month with highest numbers from Aug. through Feb. An individual was singing on 16 June DC. No other breeding records.

Jan.	(622)	31	May	(113)	28	Sept.	(301)	31
Feb.	(238)	32	June	(102)	33	Oct.	(283)	34
March	(132)	26	July	(94)	18	Nov.	(412)	45
April	(78)	26	Aug.	(336)	33	Dec.	(1247)	26

Mountain Chickadee*Parus gambeli*¹
3,0,16

There are records for every month except April and Sept. mostly from the foothills. Nesting was confirmed at Bow Valley P.P. on 4 June DE. (16) on the WRWC CBC is a new high. All available records are listed below:

1 Jan.	WRWC CBC 1982	(13)	JJP et al.	14 June	Kananaskis Lakes	(3)	CC.
20 Feb.	Bragg Creek/Millarville	(1)	RWS et al.				
3 March	Sibbald Flats	(1)	JS et al.	25 June	Bow Valley P.P.	(2)	DE.
7 May	Water Valley	(1)	CH.	26 June	Bow Valley P.P.	(1)	DE.
8 May	Water Valley	(1)	CH.	28 Aug.	Bow Valley P.P.	(10)	EES.
4 June	Bow Valley P.P.	(2)	DE et al	23 Oct.	Water Valley	(1)	CH.
5 June	Bow Valley P.P.	(2)	KJ et al	5 Nov.	Powderface Ridge	(2)	DC.
6 June	Bow Valley P.P.	(2)	DE et al	4 Dec.	Morley/Bragg Creek	(1)	RWS.

Boreal Chickadee*Parus hudsonicus*⁴
4,26,114

This bird was seen every month except April with highest numbers in winter. No records of breeding. Numbers of birds and records by month are listed below:

Jan.	(196)	4	May	(7)	5	Sept.	(23)	3
Feb.	(34)	9	June	(17)	8	Oct.	(19)	5
March	(36)	4	July	(23)	6	Nov.	(26)	12
April	(0)	0	Aug.	(67)	11	Dec.	(175)	12

Red-breasted Nuthatch*Sitta canadensis*²²
16,6,2

Seen every month except Feb. and Nov. As in 1982, one third of the sightings were concentrated in Aug. An individual reported singing on 19 July J&GMcC. Numbers of birds and records by month are listed below:

Jan.	(10)	2	May	(32)	13	Sept.	(14)	10
Feb.	(0)	0	June	(26)	15	Oct.	(10)	8
March	(3)	1	July	(21)	10	Nov.	(0)	0
April	(13)	8	Aug.	(68)	28	Dec.	(14)	6

White-breasted Nuthatch*Sitta carolinensis*⁰
2,14,8

Sightings of this bird occurred every month, and were most numerous in winter. No records of breeding. Numbers of birds and records by month are listed below:

Jan.	(15)	7	May	(7)	6	Sept.	(8)	7
Feb.	(3)	2	June	(4)	4	Oct.	(13)	9
March	(7)	5	July	(7)	2	Nov.	(13)	9
April	(4)	4	Aug.	(9)	5	Dec.	(37)	10

Brown Creeper*Certhia americana*

0,9,2,

All sightings occurred between Sept. and April except (1) on 31 July at Sibbald Flats JS et al. 17 records were from Calgary compared to only 1 in 1982. No breeding records. Numbers of birds and records by month are listed below:

Jan.	(8)	2	May	(0)	0	Sept.	(9)	7
Feb.	(1)	1	June	(0)	0	Oct.	(8)	7
March	(1)	1	July	(1)	1	Nov.	(4)	4
April	(6)	5	Aug.	(0)	0	Dec.	(15)	6

Rock Wren*Salpinctes obsoletus*²
0,0,0

No records for the Calgary area this year - there were 3 in 1982.

House Wren*Troglodytes aedon*⁶²
58,0,0

This species was seen from 12 May (1) EES to 18 Sept. (1) JJP. Birds were heard singing on 2 June J&GMcC and fledged young were seen on 31 July J&GMcC. Numbers of birds and records by month are listed below:

Jan.	(0)	0	May	(74)	23	Sept.	(15)	12
Feb.	(0)	0	June	(136)	37	Oct.	(0)	0
March	(0)	0	July	(70)	17	Nov.	(0)	0
April	(0)	0	Aug.	(57)	24	Dec.	(0)	0

Winter Wren*Troglodytes troglodytes*

0,0,0

Two records were received (1) at Inglewood Bird Sanctuary on 10 July EES and 14 June (6) Kananaskis Lakes CC.

Marsh Wren*Cistothorus palustris*1
1,0,0

Sightings were made between 1 May Namaka Lake EES and 8 Oct. (1) N.E. of Calgary JS et al. No breeding reported. Numbers of birds and records by month are listed below:

Jan.	(0)	0	May	(24)	4	Sept.	(13)	2
Feb.	(0)	0	June	(2)	1	Oct.	(1)	1
March	(0)	0	July	(10)	6	Nov.	(0)	0
April	(0)	0	Aug.	(13)	6	Dec.	(0)	0

Locations included Namaka, Irricana, Strathmore and Eagle L.

American Dipper*Cinclus americanus*1
0,3,8

Records were mostly from the foothills and mountains. Breeding was confirmed at Johnston's Canyon and Turbine Creek. All available records are listed below:

1 Jan.	WRWC CBC (1982)	(4)	JJP et al.
5 Feb.	Lost Lake vic.	(2)	RWS et al.
7 May	Sibbald/Kananaskis	(1)	RZ
14 Aug.	Dyson Creek/Sheep R.	(1)	RWS et al.
27 Nov.	Water Valley/Bottrel	(1)	RWS et al.
4 Dec.	Morley/Bragg Creek	(1)	RWS et al.
11 Dec.	Twin Bridges	(1)	ACS.

Golden-crowned Kinglet*Regulus satrapa*8
8,3,3

Seen in small numbers every month. The extraordinary count of (124) on the WRWC CBC in 1982 was not repeated with only (3) seen during the 1983 count. No breeding reports. Numbers of birds and records by month are listed below:

Jan.	(126)	2	May	(10)	3	Sept.	(24)	4
Feb.	(24)	5	June	(25)	7	Oct.	(17)	7
March	(18)	3	July	(23)	4	Nov.	(6)	2
April	(3)	2	Aug.	(39)	4	Dec.	(6)	2

Locations in Calgary included Fish Creek P.P., Inglewood Bird Sanctuary, North Haven, Nose Hill, Lowery Gardens, Bowness and Glenmore. Otherwise most sightings were in the foothills.

Ruby-crowned Kinglet*Regulus calendula*74
41,0,0

Seen from 22 April (1) JMacK to 31 Oct. (1) J&GMcC. An individual was heard singing on 2 May DC and (2) were feeding a Brown-headed Cowbird at Fish Creek P.P. on 23 June JWT. Numbers of birds and records by month are listed below:

Jan.	(0)	0	May	(81)	22	Sept.	(44)	15
Feb.	(0)	0	June	(85)	27	Oct.	(17)	12
March	(0)	0	July	(8)	5	Nov.	(0)	0
April	(3)	3	Aug.	(17)	10	Dec.	(0)	0

Mountain Bluebird*Sialia currucoides*35
38,0,0

First record for the year was 13 March (1) at Sibbald Flats JS et al. The last record for the area was on 10 Oct. (4) N.E. of Calgary JS. Numbers of birds and records by month are listed below:

Jan.	(0)	0	May	(59)	12	Sept.	(9)	3
Feb.	(0)	0	June	(64)	21	Oct.	(30)	3
March	(20)	12	July	(25)	8	Nov.	(0)	0
April	(21)	6	Aug.	(32)	3	Dec.	(0)	0

Nesting boxes are maintained and monitored on "Bluebird Trails" near Calgary.

Townsend's Solitaire*Myadestes townsendi*⁷
7,0,0

This species was observed between Nov. and June inclusive and was confirmed as breeding at Johnston's Canyon on 25 June DE. One individual was seen at Riley Park JWT from 5 Jan. to 3 March. Singles visited Lakeview on 5 May and 12 Nov. Other sightings were mostly from the foothills. Numbers of birds and records by month are listed below:

Jan.	(2)	2	May	(18)	9	Sept.	(0)	0
Feb.	(4)	4	June	(7)	5	Oct.	(0)	0
March	(1)	1	July	(0)	0	Nov.	(1)	1
April	(0)	0	Aug.	(0)	0	Dec.	(1)	1

Veery*Catharus fuscescens*³
3,0,0

The earliest record for the year was (3) at South Glenmore on 29 May ACS and the last record was (1) on 25 Aug at Fish Creek P.P. JB. An individual was singing on 4 June at Weaselhead DC and another was seen carrying food on 18 June at Glenmore Park KJ. All sightings were in Calgary at only 3 locations - Fish Creek P.P., Weaselhead, and South Glenmore Park. Numbers of birds and records by month are listed below:

Jan.	(0)	0	May	(3)	1	Sept.	(0)	0
Feb.	(0)	0	June	(39)	16	Oct.	(0)	0
March	(0)	0	July	(2)	2	Nov.	(0)	0
April	(0)	0	Aug.	(2)	2	Dec.	(0)	0

Gray-cheeked Thrush*Catharus minimus*

0,0,0

Only 1 record for the year.

7 May Namaka (1) JS et al.

Swainson's Thrush*Catharus ustulatus*⁶
6,0,0

First record of the year was (1) on 12 May at Lakeview DC and the last record was (1) on 18 Sept. at Water Valley CH. A bird was first heard singing at Glenmore on 15 May DC. A total of (26) were heard on the Highwood BBS. Numbers of birds and records by month are listed below:

Jan.	(0)	0	May	(21)	19	Sept.	(2)	2
Feb.	(0)	0	June	(57)	22	Oct.	(0)	0
March	(0)	0	July	(6)	6	Nov.	(0)	0
April	(0)	0	Aug.	(1)	1	Dec.	(0)	0

In Calgary birds were found at Glenmore, Inglewood, Fish Creek, North Haven, Weaselhead and Lakeview.

Hermit Thrush*Catharus guttatus*¹²
10,0,0

The first bird of the season was seen on 25 April at North Haven J&GMcC. The last for the year was on 13 Oct. at Haysboro ACS. Breeding was confirmed at Brown Lowery N.A. on 4 June EES et al. In contrast to 1982, over half of the records were from Calgary. The rest were from the foothills. Numbers of birds and records by month are listed below:

Jan.	(0)	0	May	(21)	12	Sept.	(0)	0
Feb.	(0)	0	June	(3)	3	Oct.	(0)	0
March	(0)	0	July	(3)	3	Nov.	(0)	0
April	(0)	0	Aug.	(0)	0	Dec.	(0)	0

American Robin*Turdus migratorius*451
428,0,0

Jan. was the only month when none were seen. (2) were seen on 8 Feb. at Fish Creek P.P. JWT and (1) at Kananaskis on 17 Feb TAM. (1) was seen on 4 Dec. in the Carburn/Cominco area by ACS. Numbers of birds and records by month are listed below:

Jan.	(0)	0	May	(1506)	70	Sept.	(842)	42
Feb.	(3)	2	June	(615)	56	Oct.	(299)	23
March	(150)	42	July	(303)	25	Nov.	(7)	1
April	(574)	62	Aug.	(665)	33	Dec.	(1)	1

Birds were singing as early as 13 March J&GMcC. Nesting was observed on 15 April J&GMcC. A flock of (100) was seen at Water Valley on 10 April RWS and a flock of (200) was at Bowness Park on 12 Sept. JJP.

Varied Thrush*Ixorius naevius*

0,0,0

A surprising number of records from Calgary are mostly accounted for by a single at Inglewood during Feb. Other sightings occurred between June and Sept. All available records are listed below:

1-10 Feb.	Inglewood	(1)	DE.
30 June	Weaselhead	(1)	DE.
31 July	Sibbald Flats	(2)	JS et al.
17 Sept.	Calgary	(1 - found dead)	VY et al.
26 Sept.	Lakeview	(1 - windowkilled)	DC.

Gray Catbird*Dumetella carolinensis*2
2,0,0

First record of the year was (1) on 25 May at Fish Creek P.P. JB. Birds were observed through the rest of the season with the last sighting on 11 Sept. at Inglewood (1) ACS. A juvenile was seen on 8 Aug. at Fish Creek P.P. LG. Numbers of birds and records by month are listed below:

Jan.	(0)	0	May	(3)	3	Sept.	(2)	2
Feb.	(0)	0	June	(16)	11	Oct.	(0)	0
March	(0)	0	July	(3)	2	Nov.	(0)	0
April	(0)	0	Aug.	(17)	14	Dec.	(0)	0

Brown Thrasher*Toxostoma rufum*1
1,0,0

All sightings were between 27 May and 2 Sept. No breeding reports. All available records are listed below:

27 May	WRWC	(1)	SJ.
30 May	WRWC	(1)	SJ.
1 Aug.	Weaselhead	(2)	LG.
6 Aug.	Glenmore Park	(1)	LG.
14 Aug.	Inglewood	(1)	ACS.
20 Aug.	Inglewood	(1)	DE.
2 Sept.	Bowmont Flats	(1)	JJP.

Water Pipit*Anthus spinoletta*4
4,0,0

This species was seen for the first time on 22 April (1) at Glenmore Reservoir by JWT and on the following day at Nosehill (5) DC et al and Irricana (2) JS. The last record was (1) on 16 Oct. N.E. of Calgary JS. Numbers of birds and records by month are listed below:

Jan.	(0)	0	May	(356)	8	Sept.	(3623)	10
Feb.	(0)	0	June	(0)	0	Oct.	(176)	3
March	(0)	0	July	(3)	1	Nov.	(0)	0
April	(14)	5	Aug.	(12)	1	Dec.	(0)	0

Sprague's Pipit*Anthus spraguelli*¹⁶
13,0,0

Birds were heard singing on 15 May, 21 May, 11 June and 24 July but no further evidence of breeding was reported. All available records are listed below:

7 May	Chestermere/Irricana	(1)	DE.
8 May	Inglewood/MacGregor	(1)	DE.
11 May	Irricana/Namaka	(1)	JS et al.
15 May	Glenmore Park	(1)	DC.
23 May	Irricana	(3)	JS et al.
4 June	Irricana	(2)	JS.
12 June	McElroy's Sl/Calgary	(2)	ACS.
15 June	Kathryn-Balzac BBS	(1)	DC.
17 July	Irricana Sloughs	(1)	ACS.
17 July	Irricana	(2)	JS.

Bohemian Waxwing*Bombycilla garrulus*

0,3869,3

Many sightings were received for Oct. through April in flocks of up to 500. In the summer months however this species is rarely seen. No evidence of breeding was recorded. Numbers seen on the CBCs were higher than for 1982 (1192) but considerably less than the 1976 high number of (10,359). Numbers of birds and records by month are listed below:

Jan.	(1519)	17	May	(10)	1	Sept.	(22)	3
Feb.	(589)	14	June	(0)	0	Oct.	(1035)	22
March	(2258)	20	July	(1)	1	Nov.	(1448)	32
April	(757)	7	Aug.	(0)	0	Dec.	(5242)	22

Cedar Waxwing*Bombycilla cedrorum*²⁷
18,0,0

Although this species is most abundant in the summer months, it was recorded in all months except Oct. and Dec. A bird was heard singing on 16 June in N. Calgary J&GMCC and the first young was observed on 2 June at Fish Creek P.P. EES. Nestlings were seen 31 July in Calgary by J&GMCC and on 3 Aug. by LGa et al. It is interesting to note that in 1982 no birds were recorded until 1 June. All records for Jan. thru April were by 3 observers - JWT at Riley Park, and J&GMCC at North Haven. Numbers of birds and records by month are listed below:

Jan.	(15)	1	May	(28)	6	Sept.	(92)	10
Feb.	(4)	1	June	(301)	39	Oct.	(0)	0
March	(187)	12	July	(95)	16	Nov.	(12)	0
April	(4)	2	Aug.	(567)	37	Dec.	(0)	0

Northern Shrike*Lanius excubitor*

0,1,5

Last spring record for this species was on 13 April at Sibbald Flats by JS et al and first fall record was 8 Oct. at Water Valley CH. The latter was identified as an immature bird. Numbers of birds and records by month are listed below:

Jan.	(4)	2	May	(0)	0	Sept.	(0)	0
Feb.	(1)	1	June	(0)	0	Oct.	(7)	7
March	(13)	9	July	(0)	0	Nov.	(11)	10
April	(7)	5	Aug.	(0)	0	Dec.	(10)	5

Loggerhead Shrike*Lanius ludovicianus*

1,0,0

Whereas in 1982 all records were in May, 1983 records were spread from April through Aug. A nest with eggs was found by ANW et al on 12 June in the Namaka Lake vicinity. All available records are listed below:

16 April	Irricana	(1)	JS.
23 May	Bruce Lake & vic.	(1)	KJ et al.
24 May	Irricana	(2)	DH et al.
28 May	Irricana / Shepard	(1)	DC et al.
12 June	Namaka Lake & vic.	(1)	ANW et al.
9 July	Namaka	(1)	JS.
6 Aug.	Irricana/Namaka	(1)	JS et al.
13 Aug.	Sadler Slough & vic.	(3)	JS et al.

European Starling*Sturnus vulgaris*1037
1117,67,0

This species is easily seen year round with flocks of (1000) recorded as follows: Namaka on 30 March and 1 April JS et al; 29 Sept. U. of C. JJP; 16 Oct. N.E. of Calgary JS. Fledged young were observed on 21 June at North Haven by J&GMcC. Numbers of birds and records by month are listed below:

Jan. (203)	20	May (1111)	53	Sept. (2192)	24
Feb. (144)	24	June (1272)	42	Oct. (2698)	28
March (4471)	32	July (1122)	20	Nov. (61)	10
April (3007)	42	Aug. (1217)	22	Dec. (95)	7

Solitary Vireo*Vireo solitarius*5
4,0,0

All available records other than the MSC above are listed below:

4 June	Irricana	(1)	JS.
5-29 June	Fish Creek P.P.west	(6)	4 dates WJFW, LG, JWT.
10 July	Grotto Canyon	(1-carrying food)	DC et al.
31 July	Fish Creek P.P.	(1)	LG.
11 Aug.	Inglewood Sanct.	(1)	DE.
21 Aug.	Lowery Gardens	(1)	DC.
28 Aug.	Inglewood Sanct.	(1)	DE.
29-31 Aug.	North Haven	(1)	J&GMcC.
2 Sept.	Bowmont Flats	(1)	JJP.
14 Sept.	Inglewood Sanct.	(1)	DE.

Warbling Vireo*Vireo gilvus*51
30,0,0

First reports were from east of Calgary (1) on 11 May JS, Glenmore Park (1) on 15 May DC and Inglewood (2) on 16 May DE. Observations were widespread during late May and June, particularly from west of the city, where (200) were counted by RZ in the Nordegg area from 2 June through 8 June while (17) were on the Highwood BBS on 27 June DC. Other localities with numerous birds reported were the Sheep Valley, WRWC, and Fish Creek P.P. After mid-July only ones and twos were reported from various locations. The last reports were in North Haven (1) on 13 Sept. J&GMcC, at Inglewood (1) on 14 Sept. DE and from Bowmont Flats (1) on 17 Sept. DC et al

Philadelphia Vireo*Vireo philadelphicus*2
1,0,0

All available records are listed below:

22 May	Glenmore Park	(1)	RFC.
29 May	Water Valley	(2)	CH et al
1 June	North Haven	(1)	J&GMcC.
3 June	Water Valley	(1)	CH.
4 June	Brown Lowery NA	(2)	EES et al.
4 June	Glenmore Park S.	(1)	RFC.
19 June	Water Valley	(1)	CH.
20 Aug.	Inglewood Sanct.	(1)	DE, KJ.
27 Aug.	North Haven	(1)	J&GMcC.
16 Oct.	WRWC	(1-description)	DC, JJP.

Red-eyed Vireo*Vireo olivaceus*1
2,0,0

First observed on 22 May in Glenmore Park (2) by RFC, on 24 May near Winchell and Lost Lakes by SA, on 28 May (1) near the WRWC by SJ and on 29 May (1) at Lowery Gardens by AF. Widely reported in small numbers during most of the breeding season, with up to (6) in Fish Creek P.P. west and (5) in Glenmore Park. Most Aug. records were also from these two localities together with Lowery Gardens. The last four observations were all in North Haven where J&GMcC saw single birds on 3,9,11,13 Sept.

Tennessee Warbler*Vermivora peregrina*³³
31,0,0

A record of (2) at Inglewood on 16 May DE predates any others by 12 days. However, on 28 May numbers were observed at the WRWC, Water Valley and the Sheep River. From then on reports were frequent. RZ reported (1000) in the Nordegg area between 2 June and 8 June. There is no doubt that this bird can be remarkably common in the foothills. Other locations with good reports in June and the first half of July were Sibbald Flats (6) 10 June JS et al, Brown Lowery N.A. (8) 18 June ACS, Fish Creek P.P. West (5) by several observers on several dates. Fall migration commenced with a single in North Haven on 9 Aug. J&GMCC and petered out on 20 Sept. with a late straggler on 26 Oct. also at North Haven J&GMCC. In all, fall reports were received on 21 dates covering (44) individuals.

Orange-crowned Warbler*Vermivora celata*³
8,0,0

As usual this was one of the earliest spring arrivals among the warblers with (3) singles on 6 May in North Haven J&GMCC, Lakeview DC and at Inglewood ANW. (2) more reported on 7 May by RZ from the Sibbald area and DE from NE of Calgary. Ones to threes were reported from many locations throughout May, June and early July while RZ estimated (400) in 7 days in the Nordegg area. An interesting observation by DC and WJFW (with description) was of a male singing in the Weaselhead on 26 June and 10 July. The first fall record was (1) at North Haven on 30 July J&GMCC after which migration continued in lower numbers until the last single was seen on Prince's Island on 29 Sept. JJP. In all (52) birds were reported on 29 dates in the fall.

Nashville Warbler*Vermivora ruficapilla*

0,0,0

A singing male was reported 25 km. E of Canmore on 1 July ANW.

Yellow Warbler*Dendroica petechia*¹⁵¹
163,0,0

The first observations were on 15 May with DC and RFC reporting singles from Glenmore Park. There was a large influx by the end of May with (12) near the WRWC SJ et al and (20) east of the city DC et al on 28th while the 29th saw (43) in Fish Creek P.P. west EES et al and (12) in Glenmore Park south ACS. Reports were numerous and widespread throughout the breeding season but fall numbers did not reach the magnitude of last fall or indeed of this spring with no heavy movements discernable. The last single observed was at Water Valley on 11 Sept. CH.

Magnolia Warbler*Dendroica magnolia*

0,0,0

All available records are listed below:

2-8 June	Nordegg area	(3)	RZ.
22 July	North Haven	(1)	J&GMCC.
20 Aug.	Inglewood Sanct.	(1)	KJ, DE.
21 Aug.	Lowery Gardens	(1 - description)	DC.
24 Aug.	N.W. Calgary	(1 female)	JS.
28 Aug.	Inglewood	(1)	DE.
2 Sept.	North Haven	(1)	J&GMCC.
10 Sept.	Inglewood	(5)	JB.
5 Oct.	Inglewood	(1)	JB et al.
8 Oct.	Fish Creek	(1)	LG.
16 Oct.	Inglewood	(1 - description)	ACS.

The Oct. records emphasize this species' tendency to be a late lingerer in autumn.

Cape May Warbler*Dendroica tigrina*

0,0,0

Brown Lowery N.A. was again the site of singing males of this rare (in the Calgary area) warbler. All records are listed below:

4 June	Brown Lowery N.A.	(1)	EES et al.
18 June	Brown Lowery N.A.	(1)	singing male - description) ACS.
25 June	Bow Valley P.P.	(1)	DE.
28 July	North Haven	(1)	J&GMcC.

Yellow-rumped Warbler*Dendroica coronata*³⁵
91,0,0

There was only one April record at Inglewood (1) on the 20th DE. Good numbers were reported throughout May with peaks on the 7th: (10) in Queensland DS; (15) in Sibbald/Kananaskis RZ; (20) from Chestermere to Irricana DE; on the 10th: (20) at Water Valley CH; on the 16th (10) at Inglewood DE. In addition to the usual breeding season records from the foothills nesting activity was recorded in the city, with birds feeding young Brown-headed Cowbirds in both Fish Creek P.P. and Glenmore Park LG, WJFW. DC recorded (16) on the Highwood BBS on 27 June. Fall peaks were observed on 28 Aug.: (70) from Banff to Sibbald Creek JS et al; (20) at Inglewood DE: (10) at Bow Valley P.P. EES et al; on 17 Sept. with (30) at Lowery Gardens JWT and on 19 Sept. with (50) at Water Valley CH. Good numbers were reported into Oct. the last reports being (4) in Glenmore Park south on the 8th RFC and (1) in Bowmont Flats on the 11th JJP. An abnormally late straggler of the Myrtle sub-species was seen and described from S.W. Calgary by JWT on 6 & 7 Dec.

Black-throated Gray Warbler*Dendroica nigrescens*

0,0,0

A male bird was described from Inglewood on 11 Aug. by DE, the only record.

Townsend's Warbler*Dendroica townsendi*

0,0,0

The only two records other than the May Count, both in fall, were singles at Inglewood on 14 Aug. ACS and in North Haven on 24 Aug. J&GMcC.

Black-throated Green Warbler*Dendroica virens*

0,0,0

The only report was of a male in N.W. Calgary on 24 Aug. by JS.

Palm Warbler*Dendroica palmarum*

0,0,0

There were nine records involving (11) birds. All were in Sept. except for a mid-Oct. straggler.

7 Sept.	N.W.Calgary	(1)	JS.
14 Sept.	Inglewood	(2)	DE.
14 Sept.	North Haven	(1)	J&GMcC.
15 Sept.	North Haven	(1)	J&GMcC.
18 Sept.	Fish Creek P.P.	(2)	DS.
20 Sept.	Inglewood	(1)	DE.
24 Sept.	Nose Hill West	(1)	JJP.
19 Sept.	Crescent Heights/Rosedale	(1)	JJP.
16 Oct.	Eagle Lake	(1)	JWT.

Bay-breasted Warbler*Dendroica castanea*

0,0,0

A single at Inglewood on 28 Aug. DE was the only report.

Blackpoll Warbler*Dendroica striata*⁰
X,0,0

There were 1 spring and 8 fall records from the Calgary area totalling (1) and (10) individuals respectively plus one record out of the area. All are listed below:

22 May	North Haven	(1-singing) J&GMcC.
2-8 June	Nordegg area	(4) RZ.
15 Aug.	Inglewood	(2) DE.
20 Aug.	Inglewood	(1) KJ, DE.
24 Aug.	North Haven	(1) J&GMcC.
28 Aug.	Inglewood	(2) DE.
31 Aug.	North Haven	(1) J&GMcC.
8 Sept.	North Haven	(1) J&GMcC.
11 Sept.	Inglewood	(1) ACS.
17 Sept.	Lowery Gardens	(1) JWT.

Black and White Warbler*Mniotilta varia*

0,0,0

All available records are listed below:

22 May	North Haven	(1) J&GMcC.
5 June	Weaselhead	(1) WJFW.
12 June	Fish Creek P.P. west	(1) WJFW.
21 Aug.	Water Valley	(1) RWS et al.

American Redstart*Setophaga ruticilla*⁰
X,0,0

There was only one spring record being a single at Bow Valley P.P. on 4 June DE et al. In fall (27) individuals were reported on 15 dates. The first was at Inglewood (1) on 11 Aug. DE and the last at North Haven (1) on 20 Sept. J&GMcC. (4) were observed at Lowery Gardens on 21 Aug. by DC.

Ovenbird*Seiurus aurocapillus*¹⁵
X,0,0

Late May and June records were strictly from the foothills regions with the highest counts being (11) at Water Valley on 29 May CH et al and (25) in the Nordegg area from 2-8 June RZ. On fall migration (5) individuals were observed on 4 days as follows:

6 Aug.	Glenmore Park	(1) LG.
20 Aug.	Inglewood	(1) KJ, DE.
21 Aug.	Water Valley	(2) RWS et al.
2 Sept.	Inglewood	(1) DE.

Northern Waterthrush*Seiurus noveboracensis*⁴
X,0,0

All available records are listed below:

21 May	Inglewood	(1) ACS.
28 May	Sheep River	(1) ANW
28-29 May	WRWC	(1) SJ et al
2-8 June	Nordegg	(4) RZ.
11 June	Priddis	(1 singing) ACS.
26 June	Bow Valley P.P.	(2) DE.
27 June	Highwood BBS	(1) DC.
11 Aug.	Inglewood	(2) DE.
13-16 Aug.	North Haven	(1) J&GMcC.
14 Aug.	Fish Creek P.P.	(1) EES et al.

Connecticut Warbler*Oporornis agilis*⁶
0,0,0

The first observation was near the WRWC on 28 May (1) SJ et al. On 29 May CH et al reported (5) from Water Valley. Thereafter, up to (4) individuals were reported from the latter vicinity throughout June and July, until 16 Aug. CH, RWS et al. Other breeding season records were: a singing male described in Fish Creek P.P. west on 5 June JWT and one at Sibbald Flats on 10 June JS et al. There were 4 fall records: (1) at Lowery Gardens on 21 Aug. DC, (2) in Fish Creek P.P. on 2 Sept. JB, (5) at Inglewood on 10 Sept JB, and (1) at Inglewood on 14 Sept DE.

Mourning Warbler*Oporornis philadelphia*

0,0,0

One at Inglewood 14 Sept. DE was the only record.

MacGillivray's Warbler*Oporornis tolmiei*²
0,0,0

All available records are listed below:

28 May	Sheep River	(2) ANW
27 June	Highwood BBS	(8) DC.
21 Aug.	Lowery Gardens	(1) DC.
28 Aug.	Inglewood	(1) DE.
28 Aug.	North Haven	(1) J&GMcC.
31 Aug.	Lowery Gardens	(1) JWT.
2 Sept.	North Haven	(1) J&GMcC.
8 Sept.	North Haven	(1) J&GMcC.
10 Sept.	Lowery Gardens	(3) JWT.
11 Sept.	North Haven	(1) J&GMcC.
14 Sept.	Inglewood	(1) DE.
15 Sept.	North Haven	(1) J&GMcC.
19-21 Sept.	North Haven	(1) J&GMcC.

Common Yellowthroat*Geothlypis trichas*²⁴
25,0,0

A single in Fish Creek P.P. on 17 May EES predates any others by 11 days. From the last weekend in May onward birds were observed widely in suitable habitat throughout the breeding season and into early Sept. The last (2) were near Sadler Slough on 10 Sept. JS et al.

Wilson's Warbler*Wilsonia pusilla*¹⁰
10,0,0

Small numbers were observed during spring migration with (2) at Water Valley on 16 May CH being the first and (6) near the Sheep River on 28 May ANW the largest observation. Interesting summer reports were of (105) in the Nordegg area 2-8 June RZ; (2) at Kananaskis Lakes 14 June CC; (6) on the Highwood BBS 27 June DC and one female in Bow Valley P.P. 2 July DC et al. The first fall singles were at North Haven on 30 July and 10 Aug. J&GMcC. Migration was mainly from 17 Aug. to 14 Sept. when numbers up to (10) were widely reported. Thereafter, smaller numbers were seen with the last being at North Haven on 23 & 26 Sept. J&GMcC.

Canada Warbler*Wilsonia canadensis*

0,0,0

A single bird seen at Bow Valley P.P. on 5 June DE, KJ was the only report.

Western Tanager*Piranga ludoviciana*⁰
0,0,0

The first reports were of (1) at North Haven on 1 May J&GMcC and (1) in Glenmore Park on 14 May DC. Thereafter small numbers were reported from several localities through to 23 May. Summer records were of singles in Fish Creek P.P. on 10 June EES and 19 June WJFW and (2) on the Highwood BBS on 27 June DC. Fall records began on 30 July with (4) in Queensland DS and small numbers being reported from several locations from 18 Aug. to 14 Sept. totalling (21) individuals on 8 dates.

Rose-breasted Grosbeak*Pheucticus ludovicianus*²⁴
11,0,0

First observed near Beynon on 21 May (1) RWS et al and at Big Springs Creek on 22 May (1) KJ et al. Became more numerous at the end of May with (9) near the WRWC on 28 SJ et al and (6) near Water Valley on 29 CH et al. A single male was in Glenmore Park (S.W. corner) on 29 May ACS. Breeding season records were from Water Valley, Millarville and Fish Creek P.P. west from which location JWT reported a singing male on 23 June. Fall records were of (12) birds on 8 dates between 31 July and 12 Sept.

Black-headed Grosbeak*Pheucticus melanocephalus*^{wk}
0,0,0

The only record is of (2) at Inglewood on 20 Aug. DE.

Lazuli Bunting*Passerina amoena*

0,0,0

As in 1982 the only record was from the Highwood BBS by DC. This year, on 27 June, he recorded only (1) as against (9) last year on the same territory on the same date. This low total recorded simply does not accurately reflect the status of this bird in the Calgary area for it is usually quite numerous in the foothills valleys in the S.W. portion of the area particularly in the Sheep as well as the Highwood.

Indigo Bunting*Passerina cyanea*

0,0,0

A singing male was reported west of Turner Valley ANW from 18-23 July.

Rufous-sided Towhee*Pipilo erythrophthalmus*¹
2,0,0

The two records from within the Calgary area are:

28 May	WRWC	(1)	SJ et al
21 Aug.	Lowery Gardens	(1)	DC.

American Tree Sparrow*Spizella arborea*

0,0,0

Up to (6) birds overwintered at Carburn Park from Jan. through March and (15) were near Irricana on 6 Feb. JS et al. Spring migration commenced around 27 March, peaked the first week of April and lasted until 17 May. During this period (58) birds were reported on 20 dates. Fall migration ran from 17 Sept. to 24 Oct. with over (300) birds reported on 19 dates. The highest counts were (30) in Fish Creek P.P. on 2 Oct. EES, (29) in Lowery Gardens on 9 Oct. JWT, (50) in Lowery Gardens on 10 Oct. JWT, (45) in Lowery Gardens on 13 Oct. JJP and (26) in the Shepard/Langdon area on 16 Oct. JWT.

Chipping Sparrow*Spizella passerina*¹³²
190,0,0

Reported from 2 May (1) at North Haven J&GMcC to 20 Sept. (1) at Inglewood DE. The peak of spring migration occurred during the last week of May and first week of June with a high count of (36) in Fish Creek P.P. west on 29 May EES et al. Fall migration peaked in late Aug. with (100) counted at Water Valley on the 21st CH and (80) near Sibbald Flats on the 28th JS et al.

Clay-colored Sparrow*Spizella pallida*²⁵⁸
371,0,0

Reported from 8 May (1) at Inglewood DE to 17 Sept. (1) at Lowery Gardens JWT. The peak of spring migration occurred on 28 May when (56) were counted in Fish Creek P.P. east EES et al and (50) Irricana/Shepard DC et al. Widely reported in good numbers throughout the area during the summer. The only fall concentration of note was (19) at Lowery Gardens on 10 Sept. JWT.

Vesper Sparrow*Poocetes gramineus*¹¹⁴
14,0,0

Reported from 24 April (2) at Namaka JS et al to 18 Sept. (1) also at Namaka ACS. Counts of up to (50) were recorded in the Irricana vicinity from 11 May onwards while smaller numbers were seen throughout the area. (100) were counted in the Eagle Lake/Namaka area on 21 Aug. JS et al.

Lark Sparrow*Chondestes grammacus*1
8,0,0

The only record for the Calgary area was of an individual described by DC et al at Irricana on 28 May.

Lark Bunting*Calamospiza melanocorys*

0,0,0

(1) was reported from Namaka on 28 May by JS.

Savannah Sparrow*Passerculus sandwichensis*²²¹
14,0,0

Reported from 22 April Glenmore North (1) JWT to 8 Oct. NE of Calgary (2) JS. Counts of (20) to (100) birds were made in many areas east of the city as well as consistently high numbers being recorded in Fish Creek P.P. EES. An apparent movement occurred in the Irricana area in early Sept. with a count of (100) on 3 Sept. JS down to (20) on 4 Sept DE. Numbers of birds and records by month are listed below:

Jan.	(0)	0	May	(524)	45	Sept.	(174)	11
Feb.	(0)	0	June	(273)	29	Oct.	(2)	1
March	(0)	0	July	(254)	15	Nov.	(0)	0
April	(24)	6	Aug.	(181)	19	Dec.	(0)	0

Baird's Sparrow*Ammodramus bairdii*³
8,0,0

All available records are listed below:

23 May	Irricana	(1)	JS.
28 May	Irricana/Shepard	(2)	DC et al.
17 July	Irricana	(1)	ACS.
17 July	Irricana	(2)	JS.
30 July	Strathmore	(1)	JS.
12 Aug.	Fish Creek P.P.	(1)	JB.

Grasshopper Sparrow*Ammodramus savannarum*

0,0,0

The only available record comprised (2) birds at Fish Creek P.P. on 8 July RWS.

LeConte's Sparrow*Ammodramus leconteii*²⁴
22,0,0

Reported from 20 May Water Valley (1) CH to 12 Aug. Fish Creek P.P. (2) LG with the maximum numbers seen on one occasion being (5) Irricana/Shepard on 28 May DC and (5) at Fish Creek P.P. west on 9 July ACS. Numbers of birds and records by month are listed below:

Jan.	(0)	0	May	(38)	12	Sept.	(0)	0
Feb.	(0)	0	June	(12)	12	Oct.	(0)	0
March	(0)	0	July	(21)	9	Nov.	(0)	0
April	(0)	0	Aug.	(9)	5	Dec.	(0)	0

Fox Sparrow*Passerella iliaca*

0,0,0

All available records are listed below:

7 May	Sibbald/Kananaskis	(1)	RZ.
4 Sept.	Glenmore Park South	(1)	RFC.
17 Sept.	S.W.Calgary	(1)	JWT.
24 Sept.	Nose Hill west	(1)	JJP.

Song Sparrow*Melospiza melodia*⁴⁹
42,0,0

Reported from 22 April Carburn Park (1) OD to 13 Oct. Lowery Gardens (2) JJP. All records were less than ten except two spring peaks in Fish Creek P.P. on 17 May (10) EES and 28 May (36) EES. There was one autumn peak at Water Valley on 21 Aug. (25) CH. Numbers of birds and records by month are listed below:

Jan.	(0)	0	May	(98)	28	Sept.	(13)	8
Feb.	(0)	0	June	(26)	16	Oct.	(6)	4
March	(0)	0	July	(30)	13	Nov.	(0)	0
April	(9)	8	Aug.	(58)	15	Dec.	(0)	0

Lincoln's Sparrow*Melospiza lincolni*³⁰
29,0,0

Reported from 22 April Glenmore North (1) JWT to 10 Oct. Big Hill Springs (1) JJP and Lowery Gardens (1) JWT. Spring peaks were 28 May WRWC (17) SJ and 10 June Sibbald Flats (10) JS. In the autumn a peak occurred on 17 Sept. in Lowery Gardens (16) JWT. Breeding was recorded in Bow Valley P.P. (2 on nest) 26 June DE. Numbers of birds and records by month are listed below:

Jan.	(0)	0	May	(48)	20	Sept.	(48)	18
Feb.	(0)	0	June	(70)	12	Oct.	(6)	4
March	(0)	0	July	(13)	6	Nov.	(0)	0
April	(1)	1	Aug.	(19)	9	Dec.	(0)	0

Swamp Sparrow*Melospiza georgiana*

0,0,0

All available records are listed below:

24 Sept.	Nose Hill west	(1)	JJP.
29 Sept.	Prince's Island	(1)	JJP.
11 Oct.	Bowmont Flats	(1)	JJP.
13 Oct.	Lowery Gardens	(2)	JJP.

White-throated Sparrow*Zonotrichia albicollis*⁶⁵
61,2,0

Birds wintered in the first part of 1983 in two locations, Riley Park (2) JWT and Haysboro (1) ACS. The first spring record was on 8 May at Water Valley (2) CH. Spring maxima were:

28 May	WRWC	(10)	SJ.
29 May	Fish Creek P.P. west	(34)	EES.
29 May	WRWC	(13)	SJ.
29 May	Glenmore Park south	(3)	ACS.
29 May	Lowery Gardens	(2)	AF.
29 May	Water Valley	(4)	CH.
5 June	Weaselhead	(10)	WJFW.
5 June	Fish Creek P.P.	(10)	LG.

Autumn peaks, listed below, were more diverse:

21 Aug.	Water Valley	(50)	CH.
10 Sept.	Lowery Gardens	(12)	JWT.
21 Sept.	Inglewood	(10)	DE.
21 Sept.	Horth Haven	(6)	J&GMcC.

(4) birds were present in North Haven J&GMcC on 4 Nov. From then until 19 Nov. (2) were in the area and (1) bird remained until the end of the year. Numbers of birds and records are listed below:

Jan.	(7)	5	May	(76)	12	Sept.	(81)	20
Feb.	(9)	6	June	(65)	23	Oct.	(41)	12
March	(1)	1	July	(22)	9	Nov.	(20)	8
April	(1)	1	Aug.	(88)	14	Dec.	(5)	4

White-crowned Sparrow*Zonotrichia leucophrys*¹³
52,0,0

Reported from 21 April North Haven (1) J&GMcC to 31 Oct. North Haven (1) J&GMcC. Birds were recorded singing from 27 April North Haven J&GMcC to 2 June Bow Valley P.P. DC. Spring peaks were: 1 May Namaka (15) JS; 6 May North Haven (16) J&GMcC; 6 May Carburn Park (100) OD; 15 May Glenmore Park (30) DC; 15 May Inglewood Bird Sanctuary (15) ANW. Autumn peaks occurred from 17 Sept. to 9 Oct. with a maxima of (50) on 24 Sept at Nose Hill west JJP. Numbers of birds and records by month are listed below:

Jan.	(0)	0	May	(282)	42	Sept.	(213)	28
Feb.	(0)	0	June	(36)	7	Oct.	(37)	6
March	(0)	0	July	(3)	2	Nov.	(0)	0
April	(14)	9	Aug.	(10)	5	Dec.	(0)	0

Harris' Sparrow*Zonotrichia querula*

0,0,0

All available records are listed below:

10 May	Fish Creek P.P.	(1)	EES.
20 Sept.	Inglewood	(1 immature)	DE.
21 Sept.	Inglewood	(2 immatures)	DE.
2 Oct.	Fish Creek P.P.	(1)	EES.
2 Oct.	North Haven	(1)	J&GMcC.
3 Oct.	North Haven	(1)	J&GMcC.
9 Oct.	Lowery Gardens	(2)	JWT.
11 Oct.	North Haven	(1)	J&GMcC.
13 Oct.	North Haven	(1)	J&GMcC.
16 Oct.	North Haven	(1)	J&GMcC.
17 Oct.	North Haven	(1)	J&GMcC.
19 Oct.	North Haven	(1)	J&GMcC.
24 Oct.	Carburn	(1)	OD.

Dark-eyed Junco*Junco hyemalis*²⁴
88,0,0

Was recorded throughout the year including a group in Riley Park and odd birds in North Haven from Jan. through March JWT and J&GMcC. Other than (16) in Fish Creek P.P. east on 27 April KJ there were no numbers greater than ten. Good numbers were seen in the mountains through the summer: 7 May Sibbald/Kananaski (20) RZ; 29 May Water Valley (10) CH; 27 June Highwood BBS (30) DC; 31 July Sibbald Flats (10) JS; 14 Aug. Brown Lowery (10) DC; 28 May Bow Valley P.P. (50) EES; 28 Aug. Banff/Sibbald (50) JS. Good numbers were recorded in Calgary from 12 Sept. to 21 Oct. with a maxima of (60) 10 Oct. at Lowery Gardens JWT. Numbers of birds and records by month are listed below:

Jan.	(32)	11	May	(79)	19	Sept.	(258)	36
Feb.	(13)	5	June	(70)	17	Oct.	(365)	35
March	(6)	4	July	(20)	6	Nov.	(8)	6
April	(67)	22	Aug.	(142)	12	Dec.	(6)	2

Lapland Longspur*Calcarius lapponicus*

0,0,0

Spring migration was from 23 March Namaka (1000) JS. to 7 May Namaka (1) JS with a maxima of (1500) 16 April Namaka JS. Fall migration was recorded from 10 Sept. Sadler Slough (1500) JS to 23 Oct. MacGregor Lake (50) CFNS and Cochrane Lake (1) DC. Numbers of birds and records by month are listed below:

Jan.	(0)	0	May	(342)	0	Sept.	(3105)	5
Feb.	(0)	0	June	(0)	0	Oct.	(264)	7
March	(1000)	1	July	(0)	0	Nov.	(0)	0
April	(2855)	6	Aug.	(0)	0	Dec.	(0)	0

Chestnut-collared Longspur*Calcarius ornatus*0
4,0,0

All available records are listed below:

7 May	Namaka	(4)	JS.
28 May	Namaka	(1)	JS.
12 June	McElroy's Slough	(2)	ACS.
15 June	Kathryn-Balzac	(1)	DC.

Snow Bunting*Plectrophenax nivalis*

0,8,870

Were recorded until 26 March Grand Valley (2) DC with a maxima of (4000) Irricana JS on 7 Jan. The first fall record was 16 Oct. WRWC (2) DC with the maximum before year end being (1152) on the Horseshoe Canyon CBC on 17 Dec. RWS. Numbers of birds and records by month are listed below:

Jan.	(4360)	4	May	(0)	0	Sept.	(0)	0
Feb.	(4400)	3	June	(0)	0	Oct.	(129)	4
March	(53)	3	July	(0)	0	Nov.	(79)	4
April	(0)	0	Aug.	(0)	0	Dec.	(3726)	11

Bobolink*Dolichonyx oryzivorus*

1,70,0

All available records are listed below:

1 May	Shepard-Chestermere	(2)	JWT.
24 May	Irricana	(3)	DH.
28 May	WRWC	(1)	SJ.
4 June	Irricana	(1)	JS.

Red-winged Blackbird*Agelaius phoeniceus*492
336,0,0

Reported from 23 March Namaka (1) JS to 16 Oct. NE of Calgary (100) JS. The only note of breeding was 5 June Bow Valley P.P. (2 at nest) KJ. Between 100 and 200 birds were recorded at several locations from 24 April to 29 May. A few fall records were submitted with only six for Sept. and Oct. Numbers of birds and records by months are listed below:

Jan.	(0)	0	May	(1698)	58	Sept.	(306)	3
Feb.	(0)	0	June	(511)	45	Oct.	(325)	3
March	(0)	0	July	(432)	20	Nov.	(0)	0
April	(243)	17	Aug.	(442)	11	Dec.	(0)	0

Western Meadowlark*Sturnella neglecta*58
20,0,0

The first record 20 Feb. Calgary Airport (1) JS was a month before the next on 19 March Irricana (1) JS. Birds were recorded until 23 Oct. MacGregor Lake (1) CFNS. Numbers remained low until the latter half of April with (75) at Irricana on the 23rd JS and (50) at Namaka on the 24th JS. Numbers of birds and records by month are listed below:

Jan.	(0)	0	May	(381)	41	Sept.	(29)	4
Feb.	(1)	1	June	(111)	30	Oct.	(31)	9
March	(9)	6	July	(133)	11	Nov.	(0)	0
April	(189)	15	Aug.	(84)	10	Dec.	(0)	0

Yellow-headed Blackbird*Xanthocephalus xanthocephalus*100
153,0,0

Reported from 16 April Irricana (1) JS to 17 Sept. NE of Calgary (1) JS. Numbers from (100) to (200) were reported from Namaka, Irricana and Salder Slough from 1 May to 10 Sept. Numbers of birds and records by month are listed below:

Jan.	(0)	0	May	(1029)	36	Sept.	(202)	3
Feb.	(0)	0	June	(276)	23	Oct.	(0)	0
March	(0)	0	July	(323)	7	Nov.	(0)	0
April	(65)	6	Aug.	(515)	5	Dec.	(0)	0

Rusty Blackbird*Euphagus carolinus*

0,0,6

Paradoxically the year began with (4) reported on 1 Jan. on the WRWC CBC and ended with (6) during the WRWC CBC on 31 Dec. Other possible evidence of wintering was (2) 4 Dec. at Carburn-Cominco ACS. Spring migration commenced 12 March at Irricana (12) JS and ended 14 May at Glenmore (1) RFC. The fall migration commenced on 11 Sept. along the Elbow River in Calgary with the maxima for the year (50) and ended on 16 Oct. in Glenmore (2) RFC. Numbers of birds and records by month are listed below:

Jan.	(4)	1	May	(1)	1	Sept.	(50)	1
Feb.	(0)	0	June	(0)	0	Oct.	(52)	6
March	(12)	1	July	(0)	0	Nov.	(0)	0
April	(3)	1	Aug.	(0)	0	Dec.	(8)	2

Brewer's Blackbird*Euphagus cyanocephalus*⁸⁸
63,0,0

There were two records in Feb; 20th Bragg Creek/Millarville (3) RWS and 26th Irricana (15) JS. There were two records in March both at Namaka; 23rd (5) JS and 30th (2) JS. The main influx was recorded from 19 April Millarville (1) JMacK. The species was recorded until 17 Sept. NE of Calgary (500) JS, the maxima of the year, with an isolated record on 16 Oct. NE of Calgary (15) JS. Numbers of birds and records by month are listed below:

Jan.	(0)	0	May	(387)	28	Sept.	(1106)	5
Feb.	(17)	2	June	(229)	19	Oct.	(15)	1
March	(7)	2	July	(296)	15	Nov.	(0)	0
April	(5)	2	Aug.	(276)	6	Dec.	(0)	0

Common Grackle*Quiscalus quiscula*⁰
5,0,0

All birds were recorded in the area only in spring and fall. The first record was 24 April at Chestermere/Carseland (2) ACS and the last spring record 4 June at Irricana (1) JS. The first fall record was at Inglewood on 20 Aug. (1) KJ and the last record was the maxima of the year (200+) along the Elbow River DE. Numbers of birds and records by month are listed below:

Jan.	(0)	0	May	(19)	6	Sept.	(262)	4
Feb.	(0)	0	June	(1)	1	Oct.	(0)	0
March	(0)	0	July	(0)	0	Nov.	(0)	0
April	(2)	1	Aug.	(8)	1	Dec.	(0)	0

Brown-headed Cowbird*Molothrus ater*⁹⁵
178,0,0

This species was recorded from 6 May (12) at Water Valley CH to 13 Aug. (3 immature) in Queensland district DS. The year's maxima was (500) on 7 May at Sibbald-Kananaskis RZ. The maxima recorded in any other single day was (20). Singing birds were recorded at Sheep Sanctuary 7 May ANW, Lakeview 21 May DC and Weaselhead 26 June DC. Numbers of birds and records by month are listed below:

Jan.	(0)	0	May	(648)	30	Sept.	(0)	0
Feb.	(0)	0	June	(307)	37	Oct.	(0)	0
March	(0)	0	July	(60)	15	Nov.	(0)	0
April	(0)	0	Aug.	(8)	4	Dec.	(0)	0

Northern Oriole*Icterus galbula*¹⁰¹
115,0,0

The first record was 22 April (1 male) at Inglewood DE a month before the next on 17 May (1) Fish Creek EES. Fish Creek showed a strong passage in late May with (39) on the 28th in the east section EES and (31) on the 29th in the west part. The last record on 11 Sept. was (1) at Inglewood ACS. Numbers of birds and records by month are listed below:

Jan.	(0)	0	May	(115)	22	Sept.	(1)	1
Feb.	(0)	0	June	(126)	34	Oct.	(0)	0
March	(0)	0	July	(26)	11	Nov.	(0)	0
April	(1)	1	Aug.	(47)	2]	Dec.	(0)	0

Rosy Finch*Leucosticte arctoa*

0,0,0

Several records from outside our area were submitted including (2) on the nest in Jasper 1 July. All available records in our area are listed below:

Dec. 1982-March	South of Fish Creek	(2)	RP
5 April	Sibbald Flats	(20)	JS.
22 Oct.	Glenmore South	(1)	RFC.
5 Nov.	Powderface Ridge	(6)	DC.
6 Nov.	Turner Valley	(2)	RWS.
17 Nov.	Weaselhead	(4)	DE.

Pine Grosbeak*Pinicola enucleator*

0,10,21

There were only five records from Jan. through March. During Nov. and Dec. there were 15 records. The maxima were recorded on 1 Jan. (21) WRWC CBC JJP, and the same number (21) at the same place, WRWC CBC, on 31 Dec. JJP. Numbers of birds and records by month are listed below:

Jan.	(27)	2	May	(1)	1	Sept.	(0)	0
Feb.	(5)	2	June	(0)	0	Oct.	(0)	0
March	(4)	1	July	(0)	0	Nov.	(15)	6
April	(0)	0	Aug.	(0)	0	Dec.	(61)	9

Purple Finch*Carpodacus purpureus*²²
24,0,0

There were 30 records of this species, up considerably from 1982, from 29 April (2) Bow Crescent in Calgary LGa to 17 Sept. (1) Lowery Gardens JWT. The majority of records were in May and June. Possibility of breeding is indicated by a singing male 16 May in Lakeview (1) DC and a female carrying a twig in Fish Creek P.P. west 22 May ACS. Numbers of birds and records by month are listed below:

Jan.	(0)	0	May	(41)	11	Sept.	(1)	1
Feb.	(0)	0	June	(20)	9	Oct.	(0)	0
March	(0)	0	July	(5)	4	Nov.	(0)	0
April	(2)	1	Aug.	(4)	3	Dec.	(0)	0

Cassin's Finch*Carpodacus cassinii*¹
0,0,0

All available records are listed below:

7 May	Sibbald/Kananaskis	(5)	RZ.
28 May	Sheep River	(1 female)	KJ.

House Finch*Carpodacus mexicanus*

0,0,0

A single bird was recorded from 14 July to 27 Sept. at North Haven J&GMcC.

Red Crossbill*Loxia curvirostra*

0,0,8

All available records are listed below:

13 March	Sibbald Flats	(2)	JS.
2 July	Bow Valley P.P.	(1)	DC.
22 July	Plateau Mtn.	(11)	HWP.
31 July	Sibbald Flats	(2)	JS.
28 Aug.	Banff/Sibbald	(8)	JS.
5 Nov.	Powderface Ridge	(7)	DC.

White-winged Crossbill*Loxia leucoptera*

0,0,0

The first part of the year yielded 10 records with a maxima of (97) on the Snakes Head CBC 2 Jan. SJ. For the balance of the year only 2 records were provided: (1) Powderface Ridge 5 Nov. DC and (3) Fish Creek P.P. 17 Dec. EES. Numbers of birds and records by month are listed below:

Jan.	(167)	3	May	(0)	0	Sept.	(0)	0
Feb.	(2)	1	June	(13)	3	Oct.	(0)	0
March	(29)	2	July	(1)	1	Nov.	(1)	1
April	(0)	0	Aug.	(0)	0	Dec.	(6)	1

Common Redpoll*Carduelis flammea*

0,19,20

All available records excepting the CBCs above are listed below:

1 Jan.	WRWC CBC	(74)	JJP.
2 Jan.	Snakes Head CBC	(12)	SJ.
23 Jan.	Kananaskis Valley	(3)	ANW.
11 March	Water Valley	(15)	CH.
22 Nov.	Haysboro	(2)	ACS.
26 Nov.	Water Valley	(4)	CH.
14 Dec.	Lakeview Village	(10)	DM.
17 Dec.	Horseshoe Canyon CBC	(8)	RWS.
31 Dec.	Lakeview	(4)	DC

Pine Siskin*Carduelis pinus*²
158,0,0

Was recorded from 7 May Sibbald/Kananaskis (1) RZ to 5 Nov. at Powderface Ridge (6) DC. The majority of the records were in June, July, Aug. and Sept. with a maxima of (150) on 3 Sept. in Fish Creek P.P. (RFC). All other records were of less than (40) birds. Numbers of birds and records by month are listed below:

Jan.	(0)	0	May	(3)	3	Sept.	(320)	16
Feb.	(0)	0	June	(79)	11	Oct.	(44)	4
March	(0)	0	July	(54)	12	Nov.	(6)	1
April	(0)	0	Aug.	(131)	14	Dec.	(0)	0

American Goldfinch*Carduelis tristis*⁴⁴
33,0,0

Numerous records in late May announced this species return the first being on the 26th at Millarville (1) JMacK. Small groups of up to (13) were recorded throughout the summer with records diminishing to 7 in Sept. and a single straggler was reported 10 Oct. at Big Hill Springs JJP. Numbers of birds and records by month are listed below:

Jan.	(0)	0	May	(43)	14	Sept.	(11)	7
Feb.	(0)	0	June	(88)	33	Oct.	(1)	1
March	(0)	0	July	(46)	17	Nov.	(0)	0
April	(0)	0	Aug.	(89)	27	Dec.	(0)	0

Evening Grosbeak*Coccothraustes vespertinus*⁰
5,199,9

Small numbers were reported in the early part of the year, until 5 May (1) Glenmore Park DC. Fall records commenced 1 Aug. in the Weaselhead (1) LG and there were numerous records for the rest of the year with flocks of up to (30) being reported. Numbers of birds and records by month are listed below:

Jan.	(46)	2	May	(6)	2	Sept.	(29)	6
Feb.	(22)	5	June	(0)	1	Oct.	(53)	7
March	(25)	1	July	(1)	3	Nov.	(84)	8
April	(5)	5	Aug.	(21)	6	Dec.	(278)	10

House Sparrow*Passer domesticus*²⁰⁴
138,372,274

Numerous records were submitted for the whole year covering both rural and urban areas. Numbers of birds and records by month are listed below:

Jan.	(636)	18	May	(553)	36	Sept.	(400)	10
Feb.	(376)	17	June	(447)	16	Oct.	(348)	17
March	(730)	21	July	(229)	11	Nov.	(121)	8
April	(360)	18	Aug.	(555)	21	Dec.	(1078)	8

Appendix - Descriptive Notes

Snowy Egret - 11 May Bruce Lake JWT - small, pure white heron; smaller and thinner looking than Black-crowned Night Heron which was available for comparison; whilst preening distinct plumes were evident on the head; black bill; observed from 75 yards with 20-45x scope; on closer approach the bird flew with deliberate flight; broad wings; head and neck in tight curve position with yellow feet trailing behind body.

Trumpeter Swan - 1 May Irricana Sloughs DC also JS, RB - seen at 100m with 20x scope; lipstick mark and a yellow eye mark noted; very chunky bird; appeared "large"; neck profile straightish; no vocalization.

Blue-winged Teal x Cinnamon Teal - 1 May Shepard/Chestermere JWT - top and back of head slate blue, cheeks rusty; white vertical patch in front of eye and thin crescent behind bill; sides and breast reddish colour with Blue-winged Teal dark flecks; blue and white speculum; largish (Cinnamon Teal) bill.

Eurasian Wigeon - 2 April Strangmuir DC - first noted by BLC as a "red-headed" duck; subsequent study by DC revealed a male Eurasian Wigeon swimming in a mixed flock of several thousand American Wigeon, Mallard and Pintail; the Eurasian Wigeon seemed to be associated with a particular male and (?) female American Wigeon; the bird was studied at approximately 200m with a 20x scope; red head similar to the red on a Green-winged Teal and a bright crown stripe (brighter than American Wigeon) which simple appeared light; greyish sides with a horizontal white mark; first sighted on 1 April by RW.

Eurasian Wigeon - 2 April Sec. Rd. 901 3 km. east of Strangmuir JS also RB - observed for 40 minutes at 08:00 using a 20x spotting scope at 200 m; red head, cream coloured crown stripe and grey sides; first seen by RW on 1 April.

Eurasian Wigeon - 1 May S. of Shepard JWT - drake; bright orange red head with cream stripe; gray sides.

Oldsquaw - 23 Oct. ACS and CFNS field trip - (3) on small slough below dam at Milo were watched for several minutes through scopes, and although diving repeatedly, good views were obtained; identified by white or whitish face and sides of head and all dark back and top of wings (no wingbars); none had long tails but one which was much greyer on cheeks than others was probably an immature male; (2) were seen at MacGregor Lake by other observers.

Surf Scoter - 20 Oct. Fish Creek P.P. between Burnsmead and Bankside on Bow River EES and JFB - all dark duck except for light markings on face; smaller than Mallard; observed for five minutes with 8 x 40 and 10 x 40 binocs; no white on wings above or below when wings flapped; white on face nearest base of bill was rectangular rather than round and at right angles to bill.

Broad-winged Hawk - 21 April Fish Creek P.P. EES and JFB - very small chunky buteo perched 3/4 up balsam poplar inside heron colony fences; seen for five mins. through 8 x 40, 10 x 40 and 20-45 x 60 Bushnell scope at 19:00; back dark brown; sides rusty, horizontal barring changing upwards to darker brown vertical spots/streaks; with white throat and dark face; tail very short broad and tip was dark - rest of tail not seen as bird remained perched; too small to be any other buteo; tail too short to be accipiter.

Ferruginous Hawk - 1 May Irricana DC also JS, RB - bird seen on ground at 20m with 20x W.A. Bushnell scope; very light bird, chestnut shoulders no belly band; flushed and observed low in flight; light unmarked tail; reddish tarsus.

Golden Eagle - 4 Nov. Bowmont Flats at 85 St. Bridge EES - very large black looking bird with wide wingspan and shortish head; gliding without wingbeats; momentarily the sun lit up the golden colour on head; about 200' up; seen for about one minute without binoculars.

Gyr Falcon - 11 Nov. Cominco between Bow River and Deerfoot Trail south of Glenmore and north of Southland EES and JFB - seen sitting on low stump of poplar right beside side channel of Bow River; viewed for 5 mins. from edge of Deerfoot at distance of 40 m with binocs and 20-45x scope; buteo sized but less bulky (comparison to 2 magpies sitting nearby); overall dark brown colour with a lot of white showing through especially on back, crown and wings; vertical barring on breast; yellow legs and feet; feathering appeared extensive - to about half way down to feet; beak short, sharply hooked and dark grey except base which was light bluish gray; iris yellow, pupil dark; tail finely barred above and below; throat appeared pale; no obvious facial markings.

Gyr Falcon - 26 Nov. Fish Creek P.P. between Hulls Wood and Burnsmead; EES and JFB - very large falcon (pointed wings) with relatively slow wingbeats (for a falcon) flew south down river; generally dark brown with white barring; head had no obvious facial markings, just dark brown; viewed for about 30 secs. as it passed by; probably the same individual seen on 11 Nov.; viewed with 8 x 40 binocs.

Gyr Falcon - 3 Dec. Hwy 1A about 10 km. west of Calgary city limits JS also DC - seen at 08:30 for about five minutes with 10x binoculars; cloudy sky but bright light; bird was sitting on telephone pole but flew when the observers got out of car; at first thought to be a Prairie Falcon as passed by in car; on flushing with an excellent view black axillars not present; also colour was not typical Prairie Falcon brown but was more greyish; flew low with shallow wingbeats and several glides; whitish chin and throat; light supercilium; light streaking on breast; heavier streaking on belly; possibly a male as smallish.

Hudsonian Godwit - 1 May Irricana DC also JS - seen at 100m with x20 WA Bushnell scope; males in breeding plumage; Marbled Godwit also present for comparison; birds also seen in flight.

Ruddy Turnstone - 15 Aug. Namaka Lake DC, BC - two seen in winter plumage; seen at 20-50m also in flight; plumage pattern unmistakable; one bird in a flock of 20 Baird's Sandpipers and 1 Least Sandpiper; the other bird alone along the lake shore.

Western Sandpiper - 14 Aug. Langdon corner slough DE also ANW - reddish scapulars; slightly curved down bill; dark legs.

Western Sandpiper - 15 Aug. Eagle Lake slough (SE of Eagle Lake along connecting road between Namaka L. road and Hwy 1) DC - observed for 5 mins. with x20 WA Bushnell scope to the east with setting sun providing optimum lighting conditions; bird was grayish appearing all over with a hint of rust on shoulder and cap; a faint superciliary line; legs were dark; bill seemed long and drooped noticeably at end; the bird had a very horizontal posture and appeared larger than Semipalmated Sandpiper feeding a short distance away.

White-rumped Sandpiper - 28 May Slough NE of Calgary DC also JS - seen at 200m with x20 Bushnell scope; similar shape to Baird's Sandpiper but breast streaking not buffy and extends down sides to legs; capped appearance i.e. distinct supercilium; rust on cap and faintly on back; white rump visible as bird flushes.

Baird's Sandpiper - 23 Oct. Cochrane Lake DC also RWS, SA - lone peep associated with 2 Killdeer; dark legs; straight thin bill; buffy head and face; back appears coarsely scaly; smaller than Killdeer; buffy breast band; wings as long as or slightly longer than tail; picking at mudflat.

Pectoral Sandpiper - 21 Oct. Fish Creek P.P. DS - about the size of Yellowlegs but short legs and feeding along edge rather than out in the middle; noted sharp demarcation between upper and clear lower breast; bill slightly downturned.

Buff-breasted Sandpiper - 15 Aug. Namaka Lake DC also BC - seen at "eastern point" at 19:30-20:30 for a total of 20 minutes using x20 WA Bushnell scope; looking to SW at 50-100 m with a setting sun providing side/back lighting; buffy overall with unmarked underparts and belly/undertail area less buff more offwhite; back coarsely scaly looking and buffy; legs yellow to yellow-green and long; bird evidenced an eyering when first observed by DC but during subsequent study by BC the eyering was not discerned; bird had an upright stance much like an Upland Sandpiper and picked away from the water's edge up on the ridge of the spit; at no point did it approach the water's edge; short thin straight bill.

Glaucous Gull - 7 April Carburn Park ACS - on a shingle bar in Bow River sitting slightly apart from a group consisting of Herring Gull, California Gull and Ring-billed Gull; large and whitish throughout; size at rest was about that of nearby Herring Gull; size and colour restricted the possibilities to either an immature Glaucous or Iceland Gull probably second winter; studied through 8x40 binoculars from 100-150 yards for 10 minutes; head, tail, lower back and primaries were almost pure white; upper mantle was "dirty" white; bill was pink with a black tip (20% of the bill); head and bill were noticeably large and heavier than those of a Herring Gull a few feet away; the eye was well forward in the head giving a "forbidding" aspect to the features; wingtips did not project beyond the tail.

Long-eared Owl - 28 June N.boundary Sec.31-20-1W5 DS, PS - sitting on a fence post near some willow shrubs; horns and darker colour easily confirmed it wasn't a Short-eared Owl.

Rufous Hummingbird - 1 Aug. 6936 Bow Crescent NW - LGa also GGa - light breast and throat; green back, tail and wings; white tip on tail; getting nectar from flowers on patio; apparently nest regularly in neighbour's hedge.

Red-breasted Sapsucker - 2 Aug. Waterton N.P. DE also EG - red head throughout; yellow in belly; travelled with Yellow-bellied Sapsucker; in aspen trees.

- Olive-sided Flycatcher - 12 June - Fish Creek P.P. WJFW; poplar and spruce woods beside Fish Creek SE of Nature Centre near 37St.; 6"; head dark to below cheeks; bill larger than for Least Flycatcher; white breast streak and dark contrasting sides; light throat; voice "whip three beers".
- Yellow-bellied Flycatcher - 14 Sept. Inglewood Bird Sanctuary DE - song "tsee, tsee - chebeck"; yellow in throat, breast, tail - very dull yellow; wagged tail maybe 40 times in a minute; yellow eyering.
- Western Flycatcher - 19 June Fish Creek P.P. WJFW - mixed woodland, edge of a clearing near Nature Centre near 37 St.; two wing bars; eyering not as predominant as Alder Flycatcher; back more olive than Alder or Least; breast olive-yellow; voice a high pitched whistle.
- Steller's Jay - 19-20 Oct. Water Valley CH - appeared to have more prominent crest than Blue Jay (also present); overall dark appearance; upon further observation typical black of the front of the body and the dark blue of the rear body seen; fed on wheat on the ground; observed through window at 10-12 ft.; also fed on sunflower seeds at feeder and "out-aggressed" Blue Jay.
- Steller's Jay - 15 Oct. to at least 7 Dec. south of Calgary i.e. south of Fish Creek P.P. more specifically 1/4 mile east of 24th St. and Fish Creek intersection on 146th Ave. SW. RP - photographs in CFNS file.
- Winter Wren - 10 July Inglewood Bird Sanctuary EES also JFB - attracted attention by fast trilling call; in low branches of small tree (about 6' up); very small kinglet-sized wren with very short upright tail; extremely active going around trunk and branches (almost nuthatch-like behaviour); generally bright rufous in colour with rufous breast and darker belly; seen for 2-3 mins. with 8x40 binoculars from about 10 feet by EES only (very familiar with this bird).

Philadelphia Vireo - 16 Oct. Upper Grand Valley Road approx UTM PG6395 DC also JJP - observed for 20-30 mins. with 7x35 binoculars at 10:00; initial impression was of an Orange-crowned Warbler a species not unexpected even at this late date; subsequently studied at distances of 10-40 ft. as it fed and preened; overcast with temp. of -2°C ; light flat and good; in willows on edge of opening in mixed forest; white supercilium with dark line through eye and no spectacles; "heavy" vireo bill; bright yellow throat fading to a yellow wash on breast; greyish brown crown; olive back, wings and tail; no wingbars; yellowish under tail coverts although not as bright as throat; white belly.

Orange-crowned Warbler - 10 July Weaselhead WJFW - poplars and willow bush beside paved trail south of Elbow River; greyish head, wings and tail; yellowish wash on breast; no wingbars or tail spots; diffuse rusty-orange crown patch clearly visible; black legs; song fairly loud trill reminiscent of Chipping Sparrow or junco; louder in the middle, slowing and descending at the end.

Magnolia Warbler - 21 Aug. Lowery Gardens DC - yellow underparts and throat; gray head and back; two white wingbars; white eyering; heavy black streaking on upper part of sides; white band in tail; fuzzy grayish neckband.

Magnolia Warbler - 16 Oct. Inglewood Bird Sanctuary ACS - in understory near lagoon with party of chickadees; yellow rump, white windows in tail; bright yellow breast and belly with black streaks on flanks; conspicuous white eyering; white wingbars; green back; gray band across breast just visible when looked for not at all obvious.

Cape May Warbler - 18 June Brown Lowery N.A. ACS - singing male; good views obtained at close range; 50 yards from parking lot.

Yellow-rumped Warbler - 6 & 7 Dec. 2212 - 27th St. S.W. in Calgary JWT -
 bright yellow rump; brownish back streaked with black; lower
 back greyish; head brown with yellowish patch on crown; black
 tail with white underspots; black wings with white edging;
 white-buff wingbars; white throat, breast and belly white with
 dark brown streaking flanks with yellowish wash; white-buffy
 eyering.

Black-throated Gray Warbler - 11 Aug. Inglewood Bird Sanctuary DE - male; no
 white strip on top of head; white eyeline; no streaking on back;
 seen twice.

Connecticut Warbler - 5 June Fish Creek P.P. ACS - attracted by loud
 unfamiliar song which sounded like "wittichok, wittichok,
 wittichok" repeated over; bird was sitting 30 feet up in
 poplars and remained still, giving a good view; gray head and
 throat; yellow underparts; complete white eyering; lack of black
 or gray extending down onto breast.

Lark Sparrow - 28 May Irricana DC also JS - seen briefly at 50 m. with 7x35
 binoculars but face pattern seen clearly.

Swamp Sparrow - 29 Sept. Prince's Island JJP - one with Song Sparrow at beaver pond
 pond at east and south end of island; two others making similar
 call notes as one under observation were thought to be this
 species also.

Brewer's Blackbird - 20 Feb. Hwy 22x approx 2 miles west of Priddis RWS also
 SA - seen at 25 feet with Zeiss 8x30 B binoculars; 4°C sunny; 3
 adult males; showed a definite purplish iridescence covering
 most of their bodies.

Red Crossbill - 2 July Bow Valley P.P. DC also BC - crossed bill; no
 wingbars; heard kip-kip call in flight and perched on spruce top;
 greenish-yellowish plumage.

BIBLIOGRAPHY

1. American Ornithologists' Union, 1983, Check-list of North American Birds, 6th edition.
2. Collister, D. et al, 1984, The Birds of the Calgary Area 1982. The Calgary Field Naturalists' Society.
3. Environment Canada, 1983, Annual Meteorological Summary 1983. Calgary, Alberta.
4. Gollop, J. Bernard, 1983, Prairie Provinces Region: American Birds, Vol. 37 No. 6: P.998-999.
5. Harris, Wayne C., 1983, Prairie Provinces Region: American Birds, Vol. 37 No. 5: P.882-884.
6. Lang, B., V. Lang, H. Pinel, and W. Smith, 1976, CHECK-LIST OF THE BIRDS OF THE CALGARY REGION, Calgary Field Naturalists' Society Fourth Edition.
7. Sadler, T. S. and M. T. Myres, 1976, Alberta Birds 1960-1970. Provincial Museum of Natural History Occasional Paper No. 1.
8. Salt, W. Ray, 1973, Alberta Vireos and Wood Warblers, Provincial Museum and Archives of Alberta.
9. Salt, W. Ray and Jim R. Salt, 1976, The Birds of Alberta, Hurtig Publishers, Edmonton.
10. Shantz, Bryan R. and Myrna D. Pearman, 1984, Nest Boxes For Alberta Birds, Ellis Bird Farm Ltd.
11. Steeves, J. B., 1982, A Bird-Finding Routes Guide and Bird Sighting Probability Chart for the Calgary Region of Southern Alberta, unpublished.